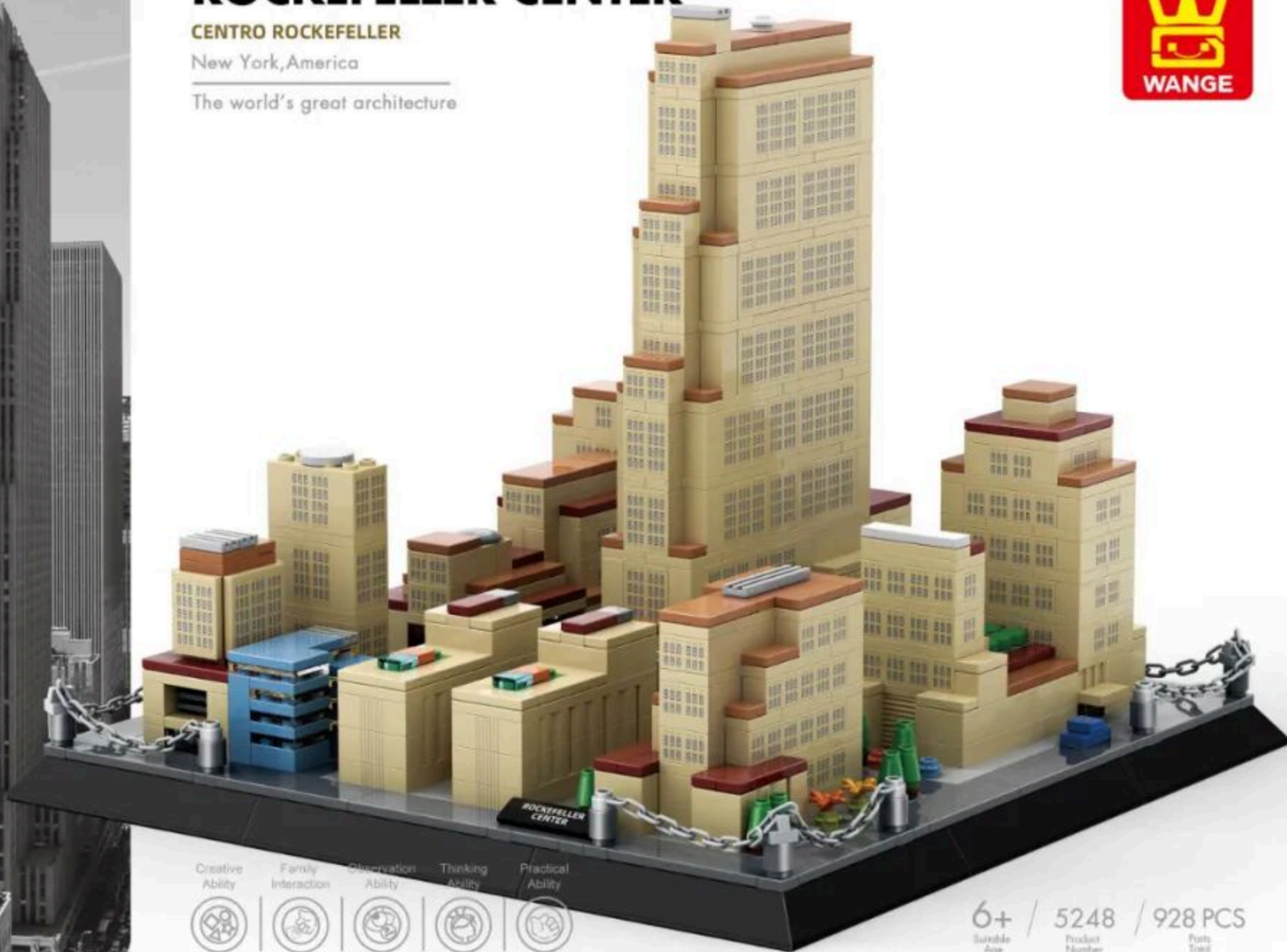


ROCKEFELLER CENTER

CENTRO ROCKEFELLER

New York, America

The world's great architecture



6+ / 5248 / 928 PCS
Suitable Age / Product Number / Parts Total



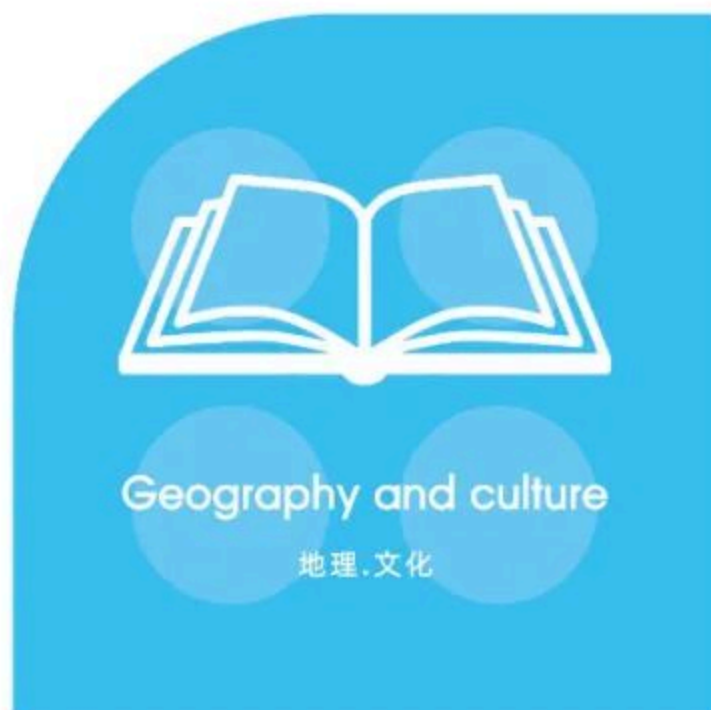
Architecture

It will be a city...

这将构成一座城市...

ABOUT THE PRODUCT

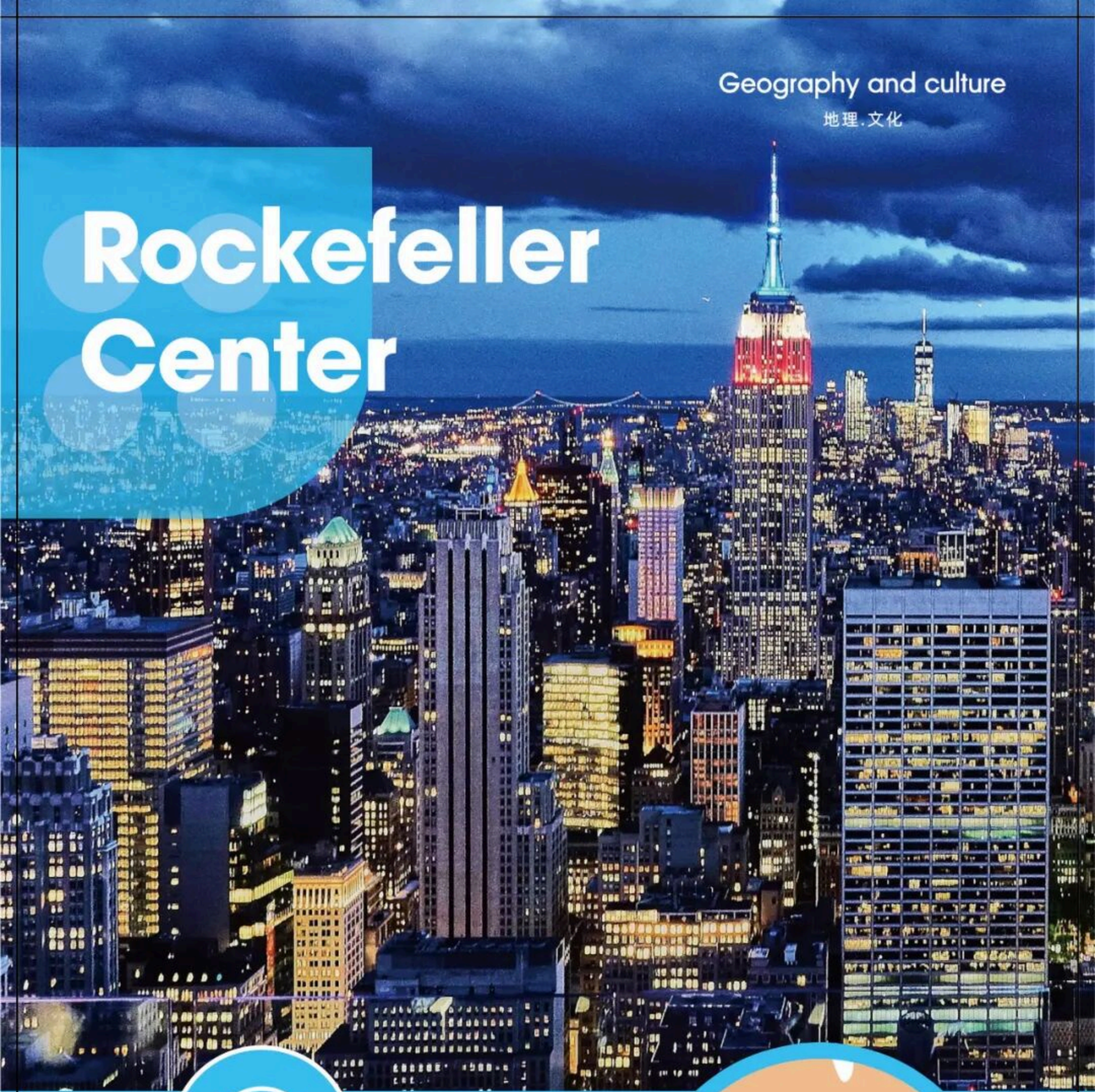
关于产品



ARCHITECTURE


WANGE The world's great architect since 1991

Rockefeller Center



Rockefeller Center between 48th Street and 51st Street in the Midtown Manhattan neighborhood of New York City.

Rockefeller Center



Geography and culture

地理·文化



Rockefeller Center is the 14 original Art Deco buildings, commissioned by the Rockefeller family, span the area between Fifth Avenue and Sixth Avenue, split by a large sunken square and a private street called Rockefeller Plaza.





美国纽约洛克菲勒中心

Rockefeller ■ Center America

The contents of this chapter refer to the Wikipedia website.

本章内容参考维基百科网站，
更多资讯可自行查阅。

The world's great architecture

Buildings and layout

■ 建筑物和布局



Rockefeller Center's landmarked buildings comprise 12 acres (49,000 m²) in Midtown, bounded by Fifth and Sixth avenues between 48th and 51st streets. Built as a cohesive unit, the buildings have been owned by Tishman Speyer since 2000. The buildings are spread along six blocks, with three blocks facing each avenue. These six blocks are the size of three standard blocks. One of the landmark buildings' defining features is the Indiana limestone facade possessed by all 14 structures, as specified in the original plans.

Los edificios importantes del Rockefeller Center comprenden más de 8 millones de pies cuadrados (743 224 m²), edificados sobre una superficie de 22 acres (8,9 ha), situada en el Midtown de la ciudad de Nueva York; y limitada por la Quinta Avenida y la Sexta Avenida, y abarcando desde la calle 48 a la calle 51. El Rockefeller Center es también una propiedad privada, co-poseída por Tishman-Speyer, y actualmente abierta al público.



Cultural Background

Rockefeller Center is not only a commercial hub but also a cultural and entertainment center. It includes the famous Radio City Music Hall, NBC Studios, and the Top of the Rock Observation Deck. It is the recording location for many TV shows and the venue for numerous concerts and performances. Rockefeller Center is renowned for its rich public art and decorations, including the famous Prometheus statue, Atlas statue, and various murals.

Rockefeller Center no es solo un centro comercial, sino también un centro cultural y de entretenimiento. Incluye el famoso Radio City Music Hall, los estudios de NBC y el mirador Top of the Rock. Es el lugar de grabación de muchos programas de televisión y el escenario de numerosos conciertos y actuaciones. Rockefeller Center es famoso por su rica colección de arte público y decoraciones, incluyendo la famosa estatua de Prometeo, la estatua de Atlas y varios murales.



Architectural Significance

Rockefeller Center is renowned for its Art Deco architecture, a style that was very popular in the 1930s. The design of these buildings incorporates elements of modernism and Art Deco, reflecting the architectural techniques and aesthetic trends of the time. These buildings not only mirror the socio-economic background of their era but also showcase the Rockefeller family's dedication to arts and culture. As a significant commercial and tourist destination, Rockefeller Center plays a crucial role in New York City's economic and social life. Its commercial leasing, tourism, and cultural activities contribute significantly to the local economy, while also becoming one of New York City's unique cultural symbols.

Rockefeller Center es famoso por su arquitectura Art Deco, un estilo que fue muy popular en la década de 1930. El diseño de estos edificios incorpora elementos del modernismo y el Art Deco, reflejando las técnicas arquitectónicas y las tendencias estéticas de la época. Estos edificios no solo reflejan el contexto socioeconómico de su era, sino que también muestran la dedicación de la familia Rockefeller a las artes y la cultura. Como un importante destino comercial y turístico, Rockefeller Center desempeña un papel crucial en la vida económica y social de la ciudad de Nueva York. Sus actividades comerciales, turísticas y culturales contribuyen significativamente a la economía local, al mismo tiempo que se convierte en uno de los símbolos culturales únicos de la ciudad de Nueva York.


Force Balance

受力平衡

Physical operations

物理运算

$$F = G \frac{m_1 m_2}{d^2}$$



Creation and thinking

创作·思考

$$S=4\pi \cdot r^2$$

Special parts

特殊零件的开发利用

$$a^2+b^2=c^2$$

WG1321

2倍平双线

WG1142

四孔框



WG1345

竖纹2倍2孔



WG0481

高2孔双面



WG1273

4倍半斜



WG1267

四倍窗



WG1337

无孔3X4



WG1260

小旗



WG1303

无孔后10孔

$$\sin^2 a + \cos^2 a = 1$$



features and functions

特点.功能

Main Color Matching

配色方案

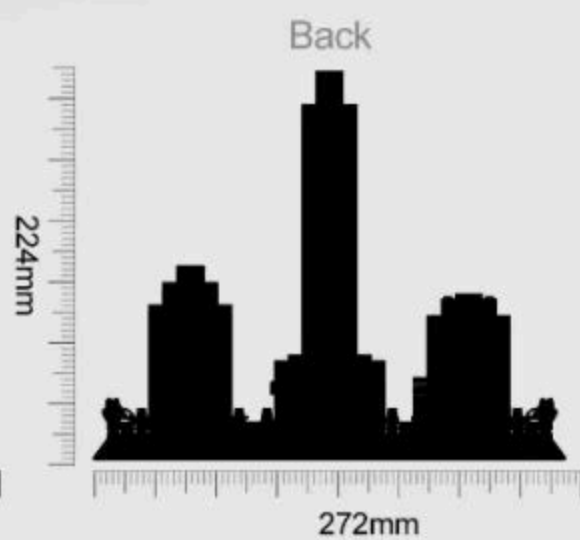
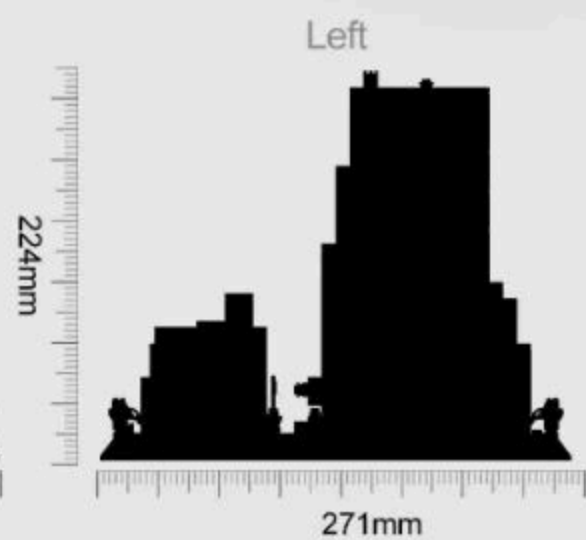
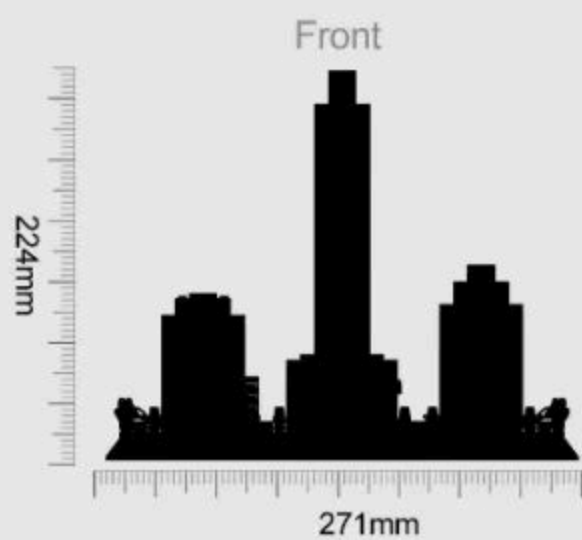
					
Pantone 7427C	Pantone 187C	Pantone 1575C	Pantone 472C	Pantone 109C	Pantone 7500C
					
Pantone 2422C	Pantone 2300C	Pantone 285C	Pantone 284C	Pantone 291C	Pantone 189C
					
Pantone Black 6C	Pantone 477C	Pantone 431C	Pantone Cool Gray 6C	White	



Color matching Adopting 3 main colors, Tan, maroon and deep flesh color as the main color, the more reasonable and bold color matching on the original building, making the product more atmospheric and the whole design is more reasonable.

Rockefeller Center

美国纽约洛克菲勒中心



Product Size:271X271X224mm



小提示：积木包分为底板包、整版配件包及普通配件包，底板包标识为A/B/C...，普通配件包编码与说明书对应，整版配件包无标识。
 Tip: Building block packs are divided into baseplate packs, runner accessory packs, and standard accessory packs. Baseplate packs are labeled A/B/C..., regular accessory packs have codes that correspond to the instructions, and runner accessory packs have no labels.



- Open the product packaging correctly and classify the building block packs by type.

用正确方式拆解产品外包装,按积木包类型进行分类。



- Confirm the quantity of building block packs and cross-check them with the pack identifiers and the instructions.

确认积木包数量, 对照积木包标识和说明书步骤。



- Open the building block packs according to the pack identifier steps. Sort them in order by type and color for easier assembly.

按积木包标识步骤拆开积木包,按顺序以类型、颜色进行分类以便搭建。



- Assemble your building block model following the steps in the instruction manual.

按说明书步骤拼装并完成你的积木模型。



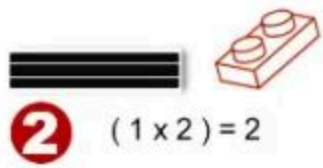
1:1 Physical Reference Table

十字棒配件1:1尺寸参照表

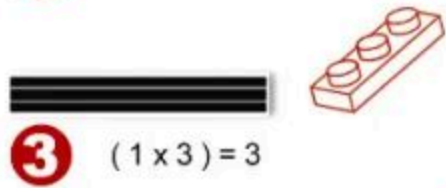


Instructions For Use

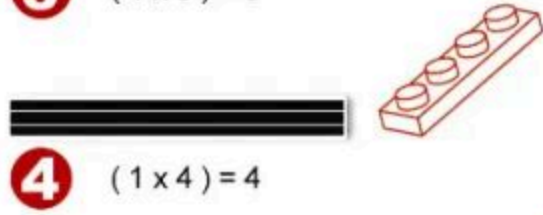
让安装更简单



2 $(1 \times 2) = 2$



3 $(1 \times 3) = 3$



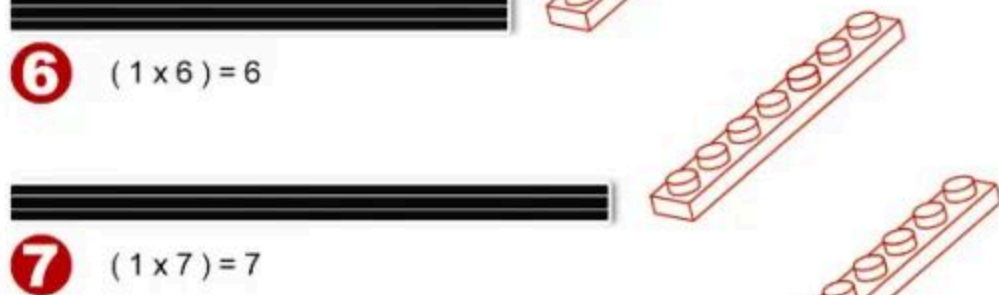
4 $(1 \times 4) = 4$



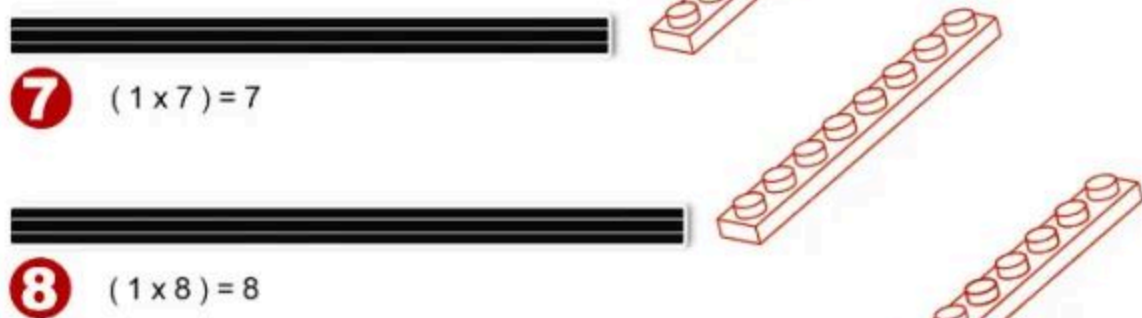
5 $(1 \times 5) = 5$



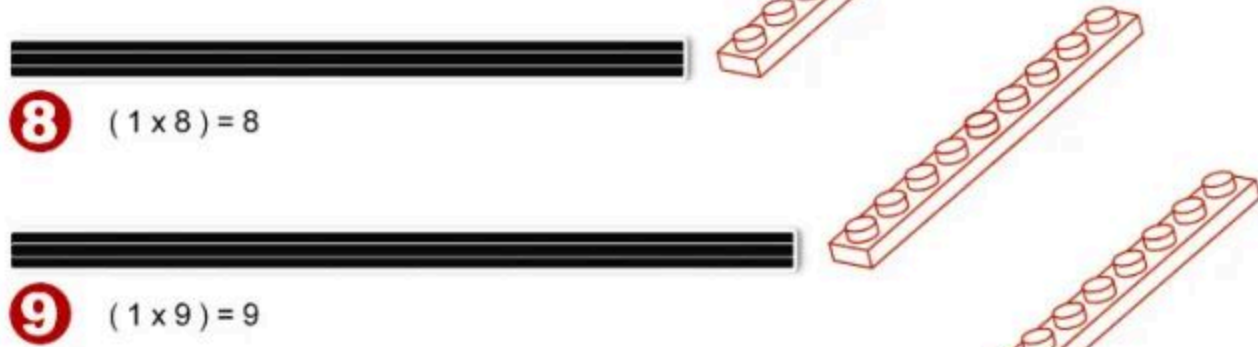
6 $(1 \times 6) = 6$




7 $(1 \times 7) = 7$



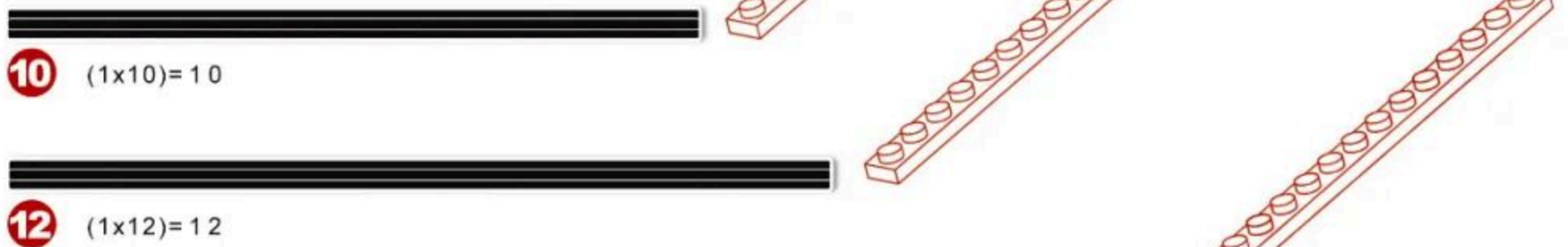
8 $(1 \times 8) = 8$



9 $(1 \times 9) = 9$



10 $(1 \times 10) = 10$



12 $(1 \times 12) = 12$

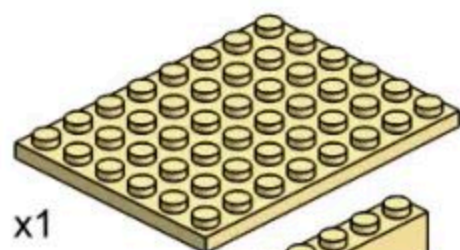

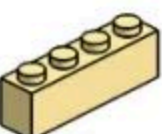

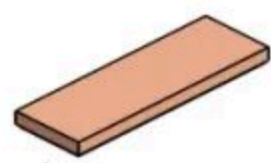

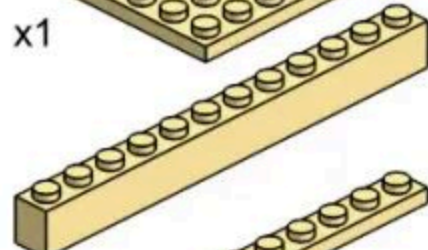



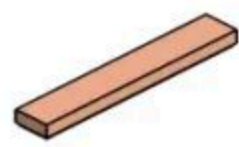

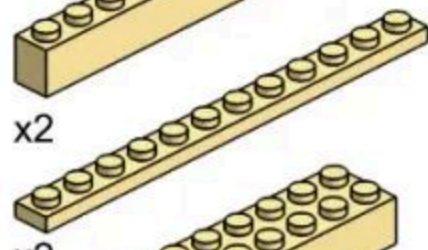
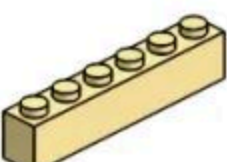




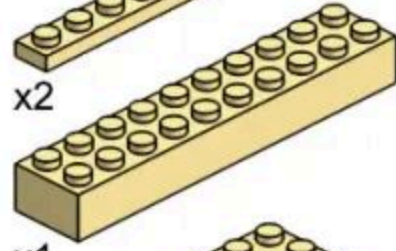
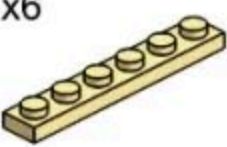




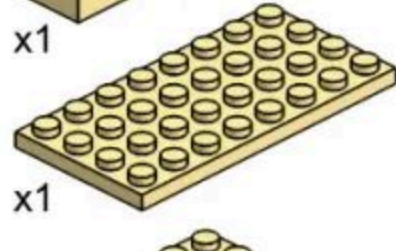
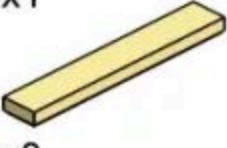


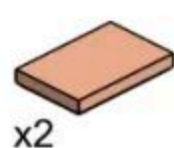

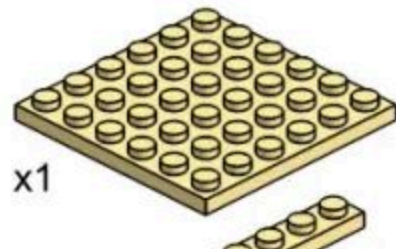
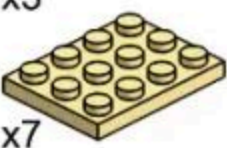




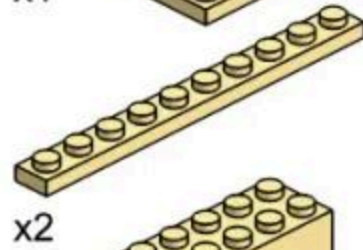
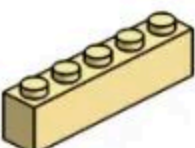
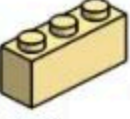

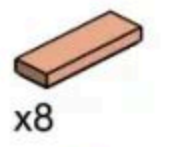

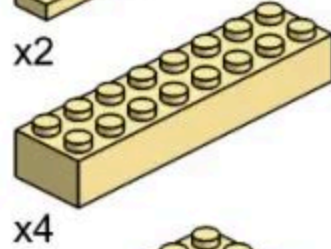



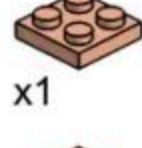

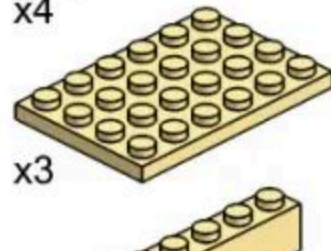
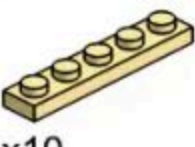
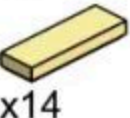

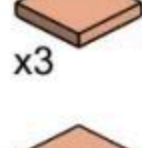
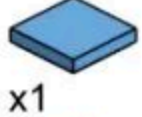
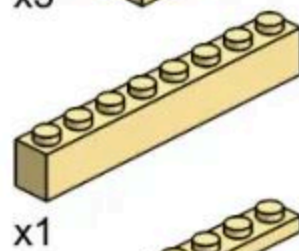
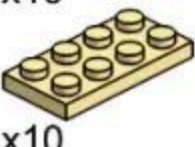




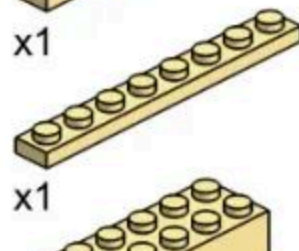
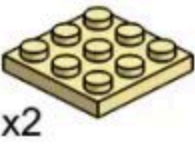


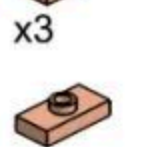

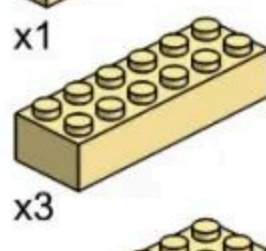
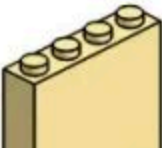
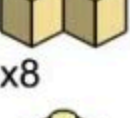



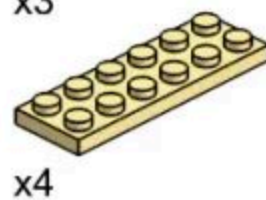













16 $(1 \times 16) = 16$



PARTS LIST

配件清单


 x1	 x3	 x33	 x40	 x1	 x1
 x2	 x10	 x4	 x1	 x2	 x9
 x2	 x6	 x4	 x2	 x2	 x6
 x1	 x1	 x6	 x2	 x1	 x1
 x1	 x3	 x9	 x1	 x2	 x10
 x1	 x7	 x5	 x12	 x2	 x14
 x2	 x2	 x24	 x2	 x5	 x1
 x4	 x8	 x4	 x24	 x8	 x3
 x3	 x10	 x14	 x13	 x3	 x1
 x1	 x10	 x8	 x1	 x2	 x1
 x1	 x2	 x8	 x6	 x2	 x2
 x3	 x1	 x5	 x42	 x3	 x1
 x4	 x48	 x8	 x4	 x13	 x1
		 x13	 x6	 x8	 x3
			 x20		 x1

产品有增补件请以实物为准

If product has additional parts, please in kind prevail.

PARTS LIST

配件清单



产品有增补件请以实物为准

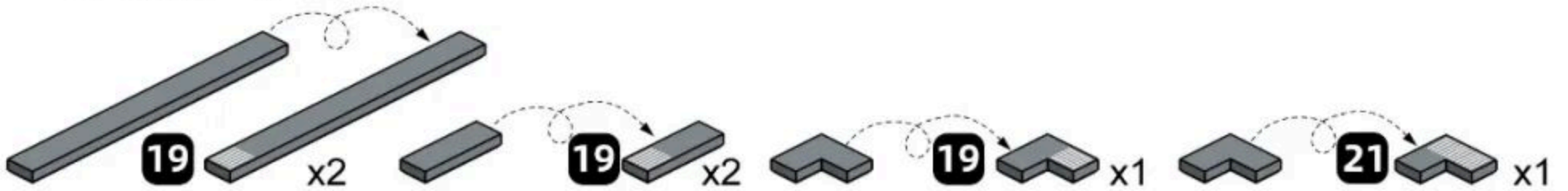
If product has additional parts, please in kind prevail.

Helpful Tips: Please apply the stickers to the corresponding parts before proceeding with the assembly of this product.

温馨小提示：本套产品拼搭前请先将贴纸贴到对应的配件上后再继续进行。

☺ The following are the bricks in the first sub-package that require stickers.
Please stick the stickers to the corresponding parts before continuing with the assembly.
以下为第一分包内需要贴贴纸的积木砖块，拼搭前请先将贴纸贴到对应的配件上后再继续进行。

① The following parts require single-sided sticker application.
以下配件需单面贴纸。



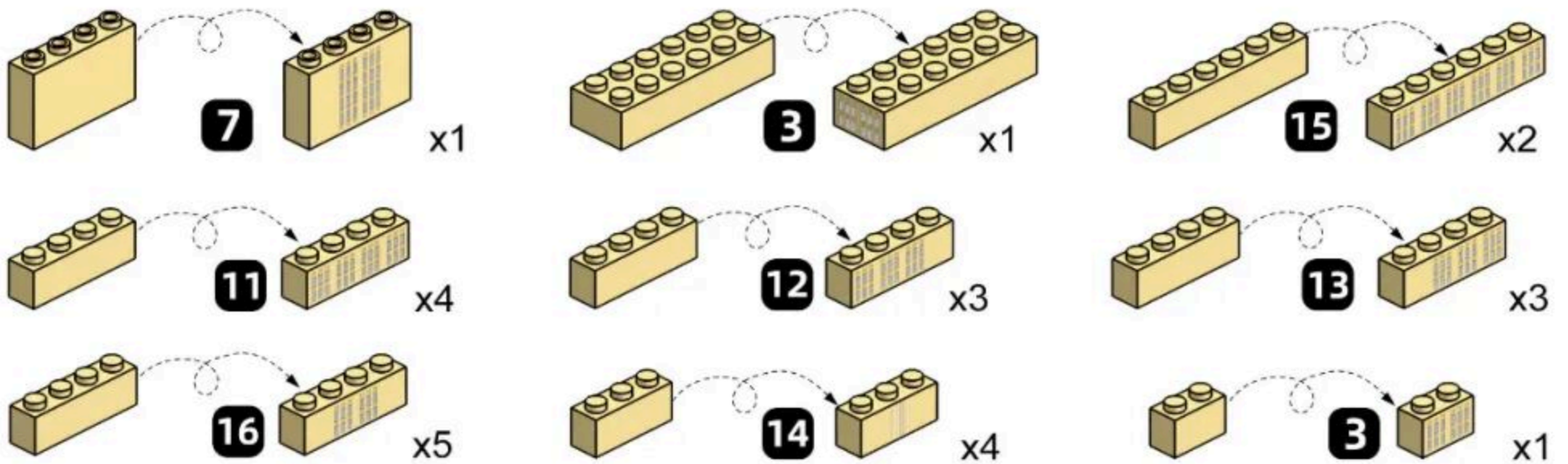
☺ The following are the bricks in the second sub-package that require stickers.
Please stick the stickers to the corresponding parts before continuing with the assembly.
以下为第二分包内需要贴贴纸的积木砖块，拼搭前请先将贴纸贴到对应的配件上后再继续进行。

① The following parts require single-sided sticker application.
以下配件需单面贴纸。

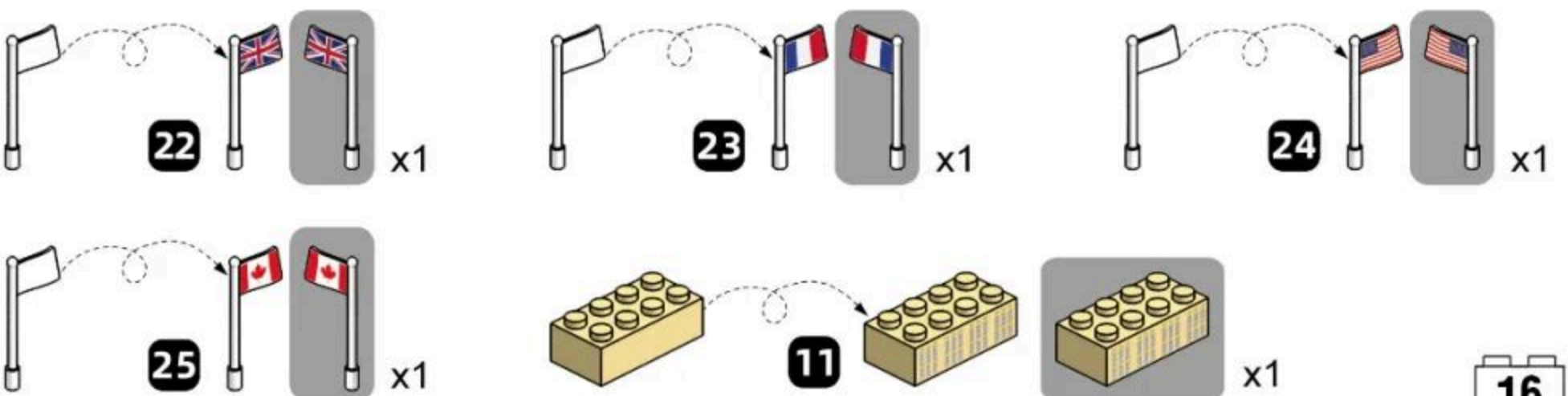


☺ The following are the bricks in the third sub-package that require stickers.
Please stick the stickers to the corresponding parts before continuing with the assembly.
以下为第三分包内需要贴贴纸的积木砖块，拼搭前请先将贴纸贴到对应的配件上后再继续进行。

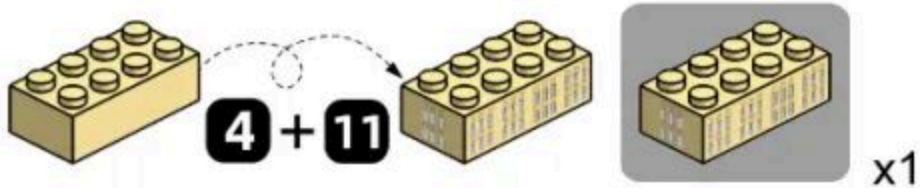
① The following parts require single-sided sticker application.
以下配件需单面贴纸。



② The following parts require double-sided sticker application.
以下配件需双面贴纸。

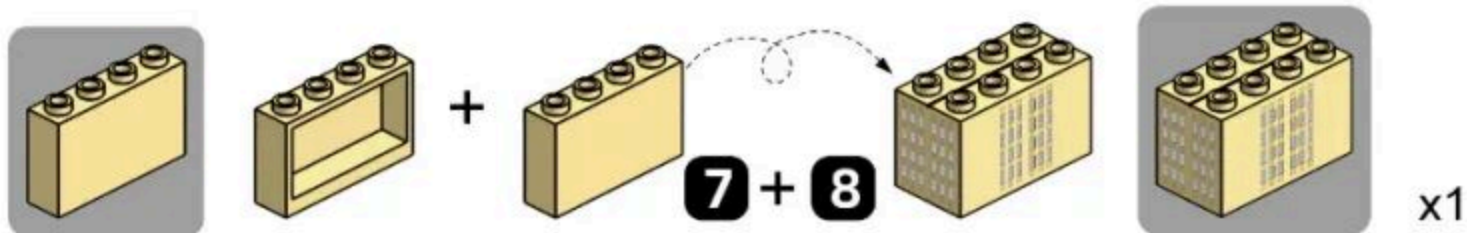


- ③ The following parts require stickers on all four sides.
以下配件需四面贴纸。



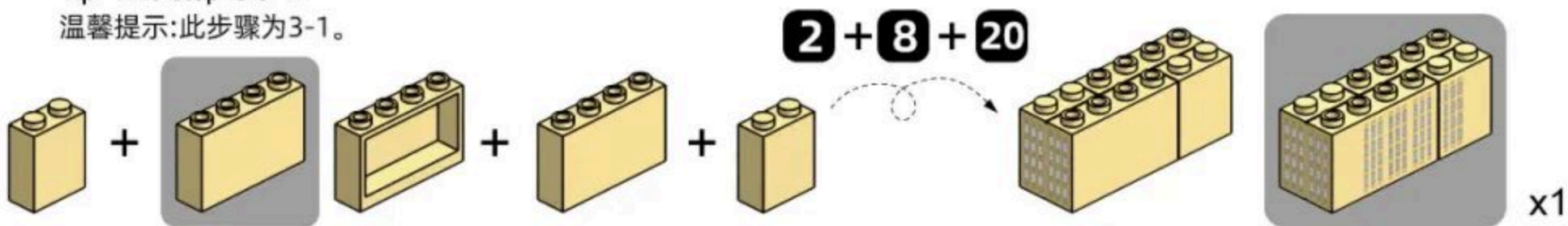
- ④ The following parts should be combined and positioned together before applying the stickers.
以下需将两个配件合并放置，再贴上贴纸。

Tip: This step is 3-1.
温馨提示:此步骤为3-1。



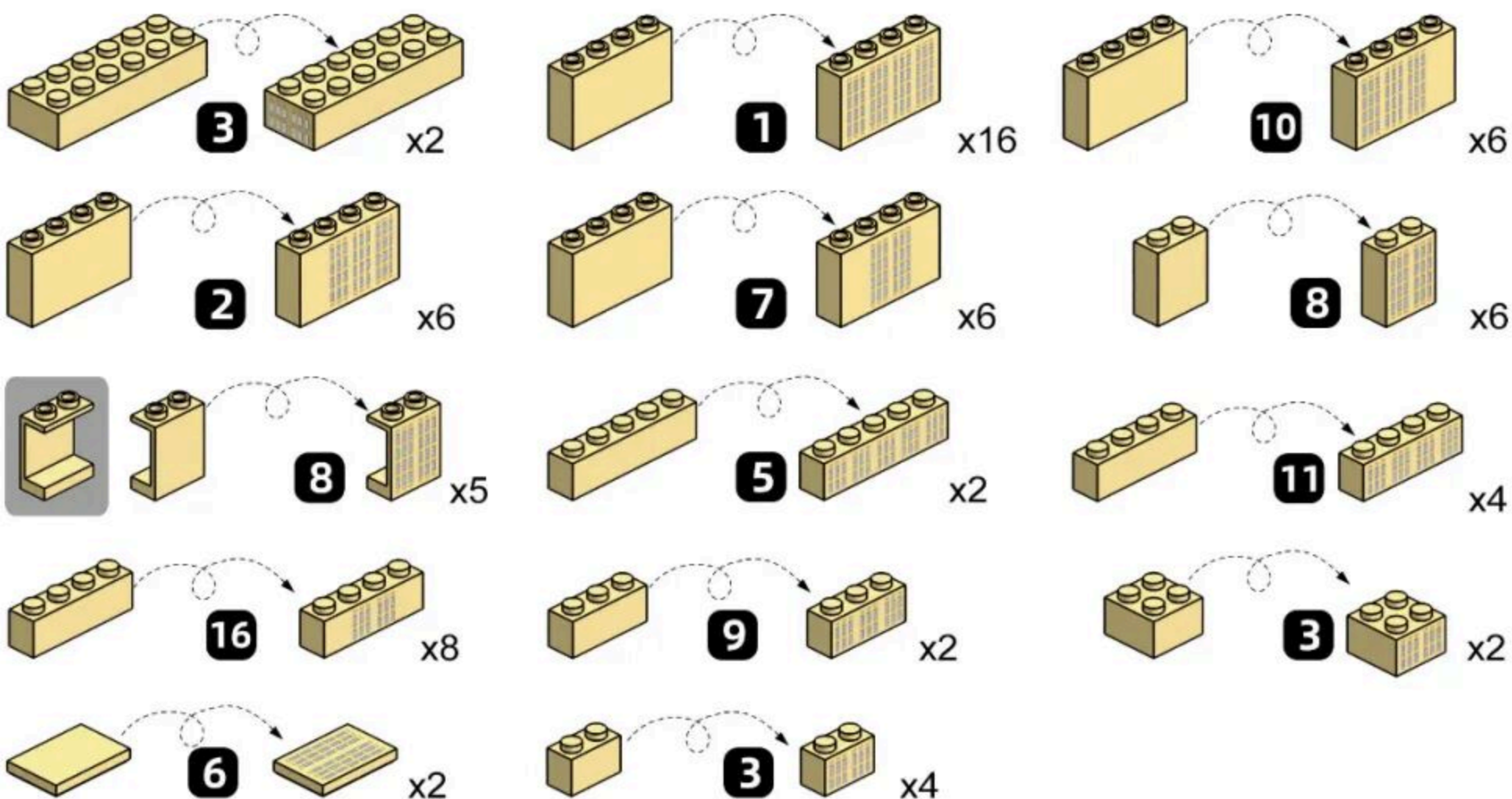
- ⑤ The following parts should be combined and positioned together before applying the stickers.
以下需将四个配件合并放置，再贴上贴纸。

Tip: This step is 3-1.
温馨提示:此步骤为3-1。

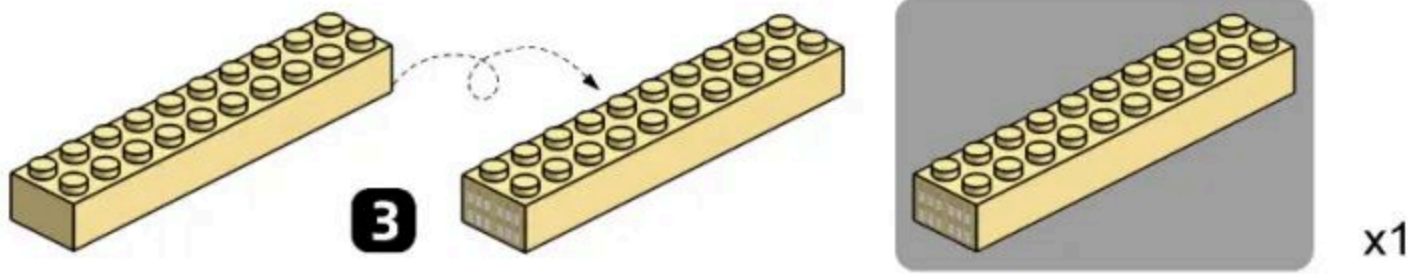


- 😊 The following are the bricks in the fourth sub-package that require stickers.
Please stick the stickers to the corresponding parts before continuing with the assembly.
以下为第四分包内需要贴贴纸的积木砖块，拼搭前请先将贴纸贴到对应的配件上后再继续进行。


- ① The following parts require single-sided sticker application.
以下配件需单面贴纸。



- 2 The following parts require double-sided sticker application.
以下配件需**双面**贴纸。




- 3 The following parts require stickers on all four sides.
以下配件需**四面**贴纸。

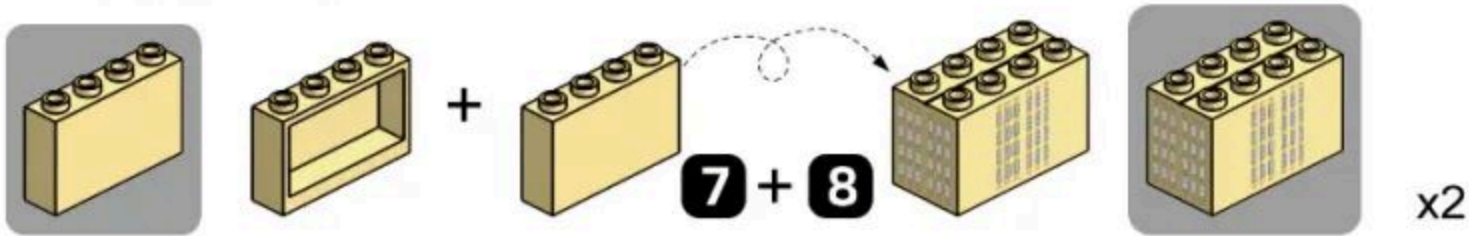


- 4 The following parts should be combined and positioned together before applying the stickers.
以下需将**两个**配件合并放置，再贴上贴纸。

Tip: This step is 4-2.
温馨提示:此步骤为4-2。

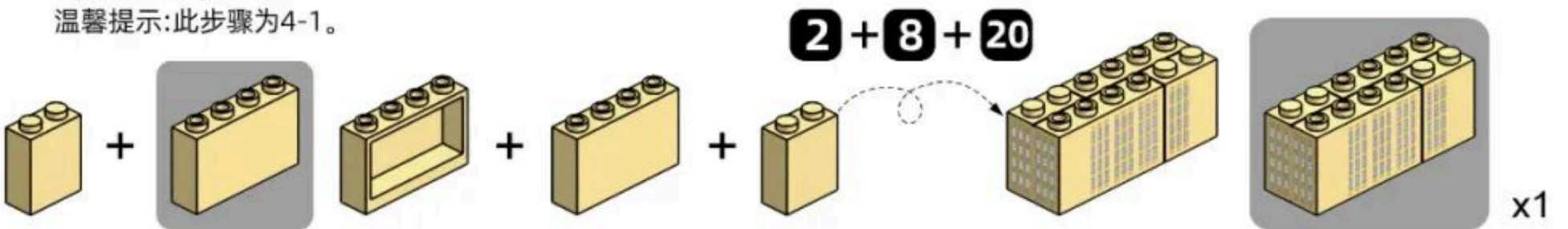


Tip: This step is 4-1 and 4-3.
温馨提示:此步骤为4-1和4-3。



- 5 The following parts should be combined and positioned together before applying the stickers.
以下需将**四个**配件合并放置，再贴上贴纸。

Tip: This step is 4-1.
温馨提示:此步骤为4-1。





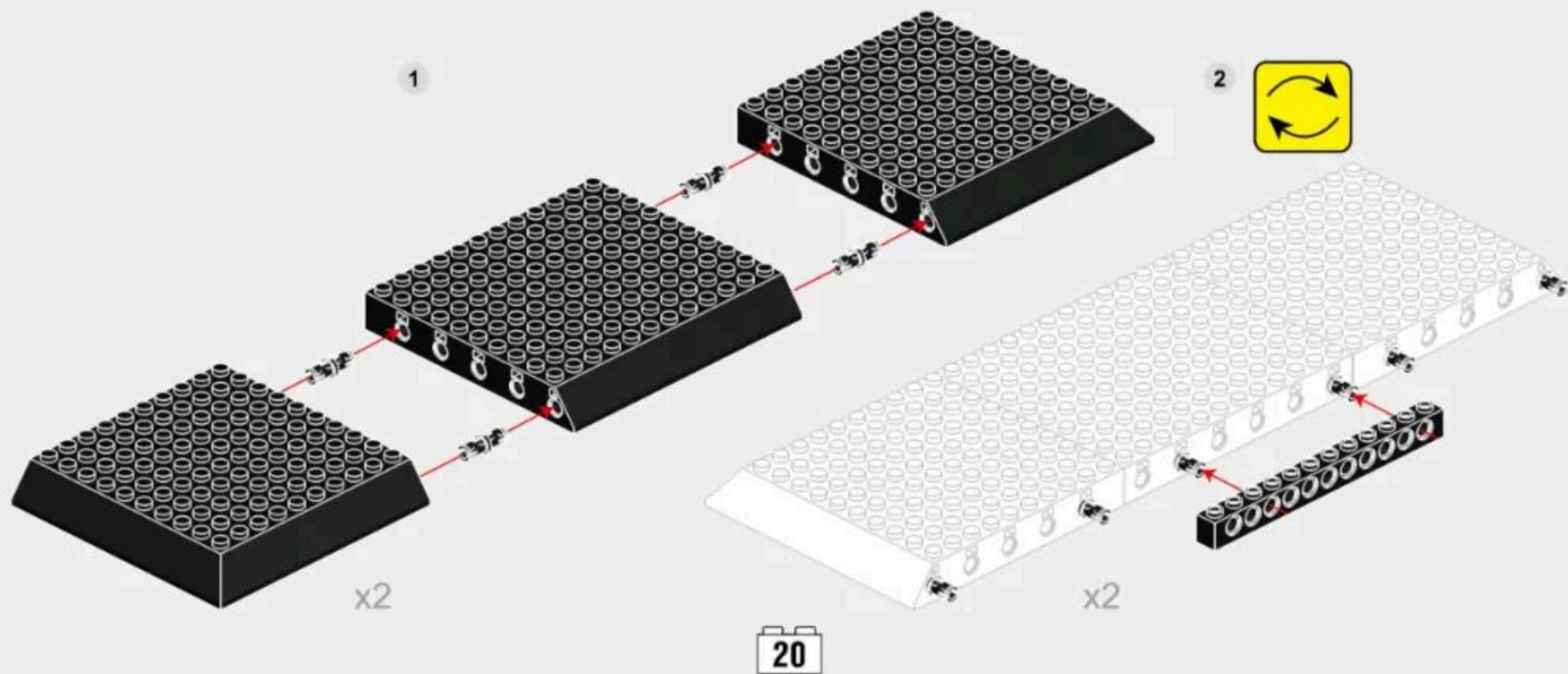
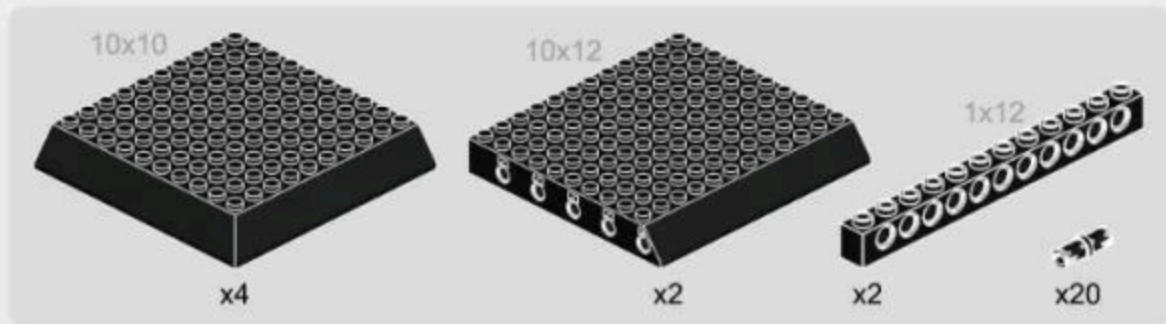
微信扫一扫
补件更简单



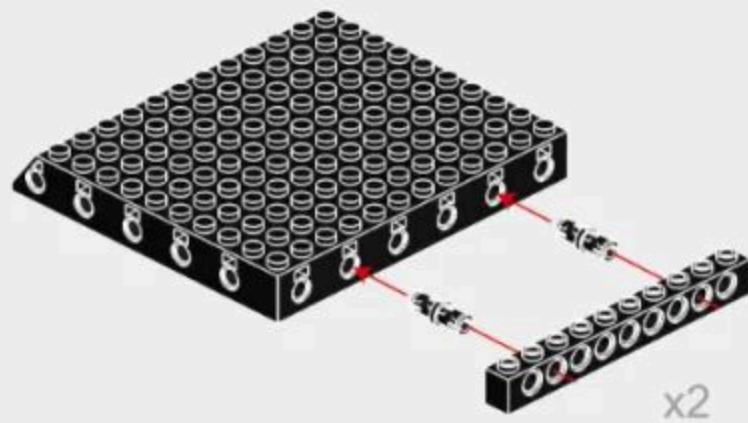
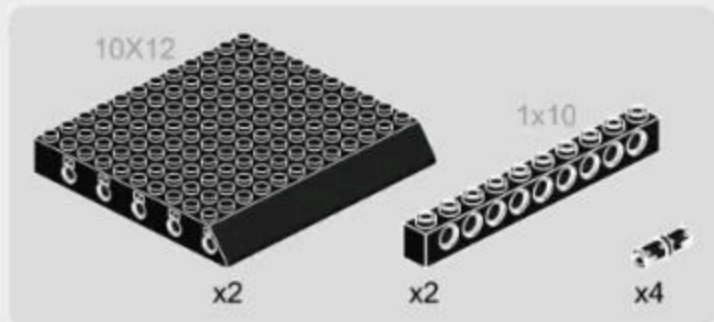
211 PCS

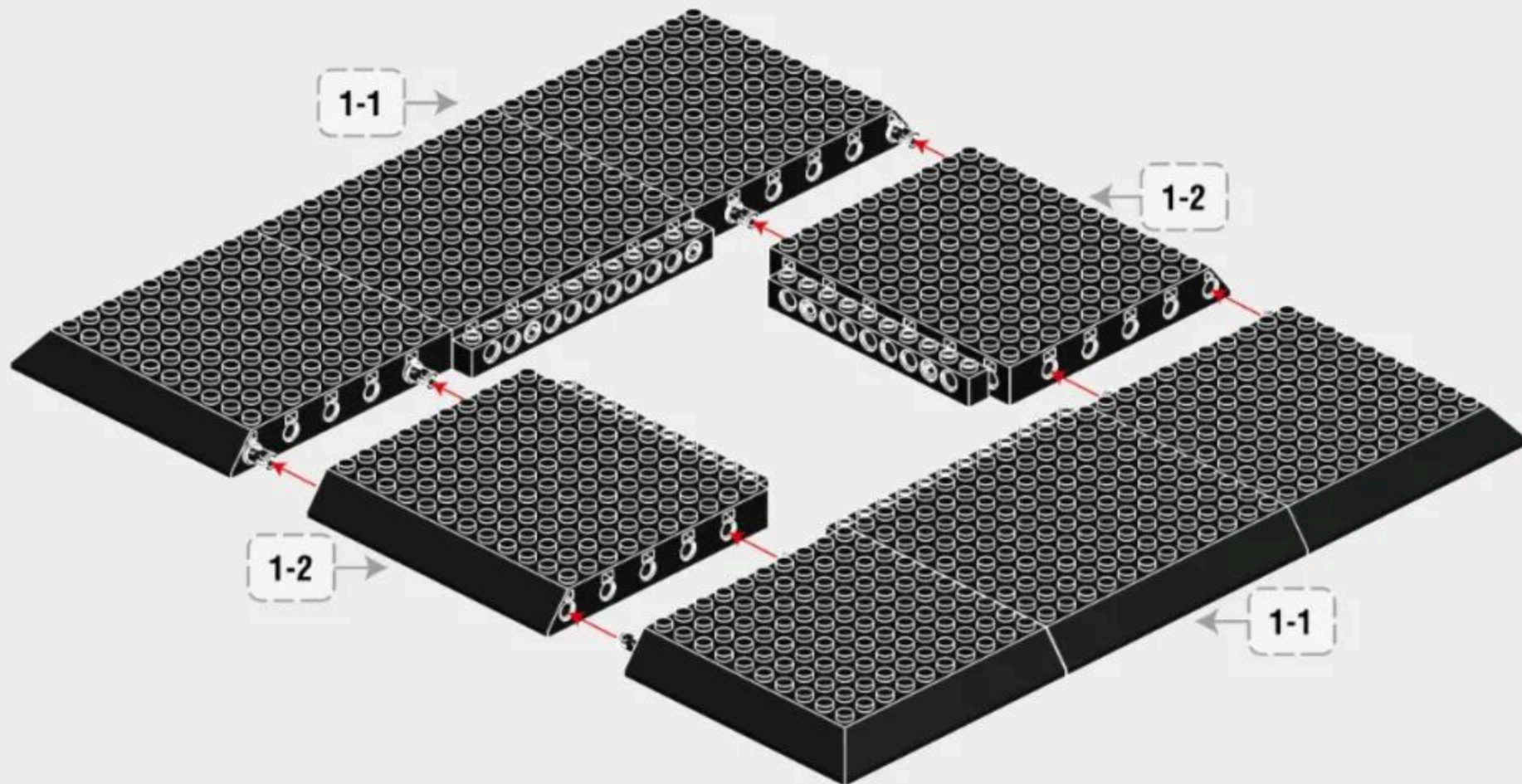


1-1

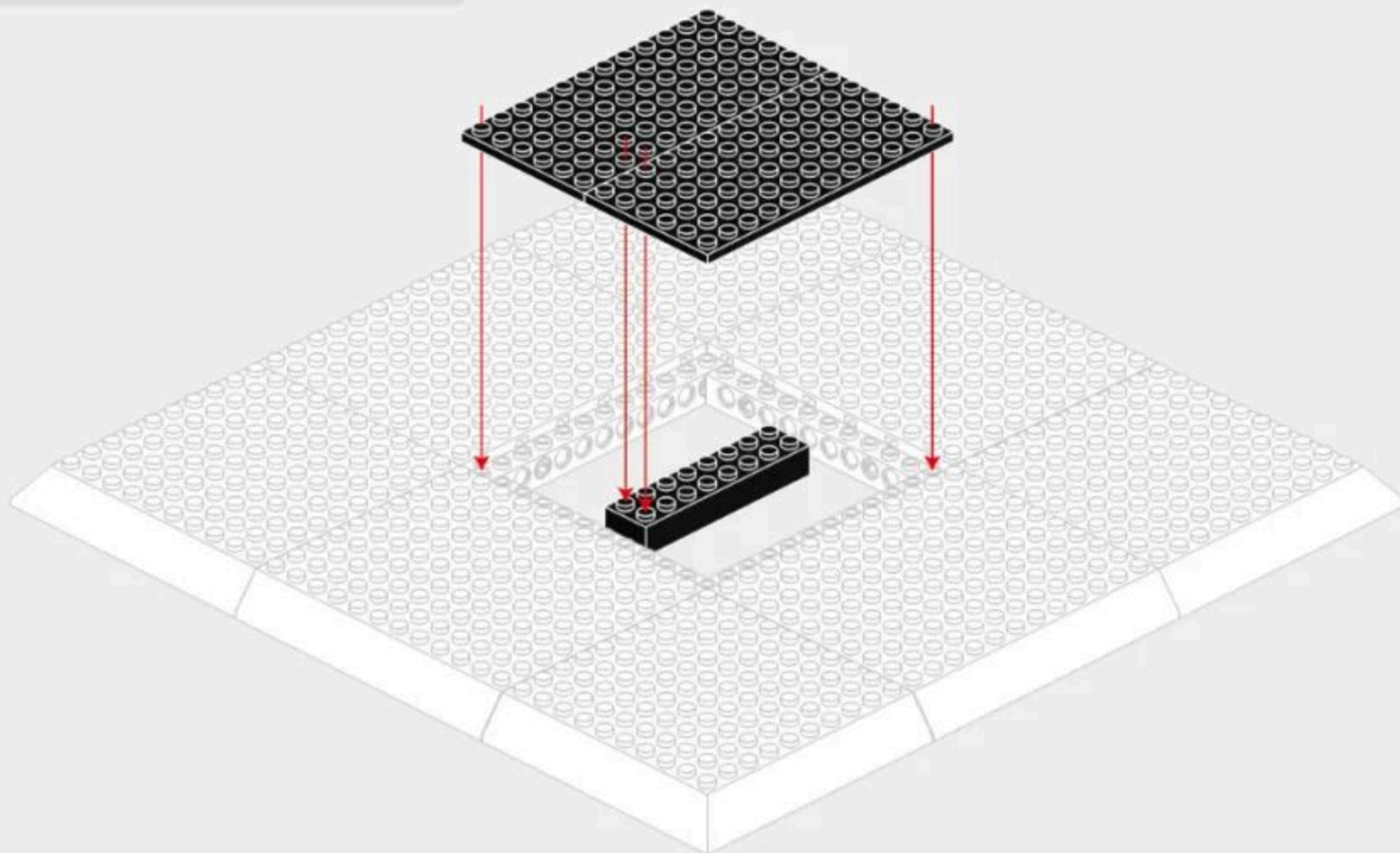
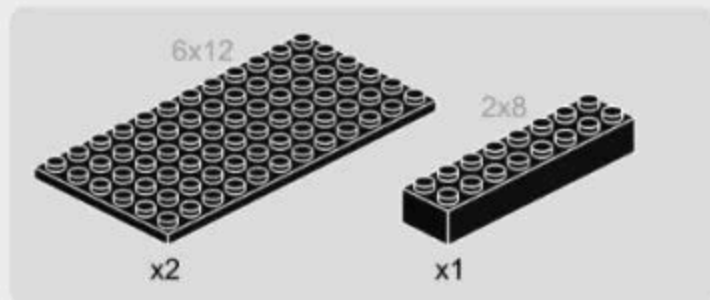


1-2

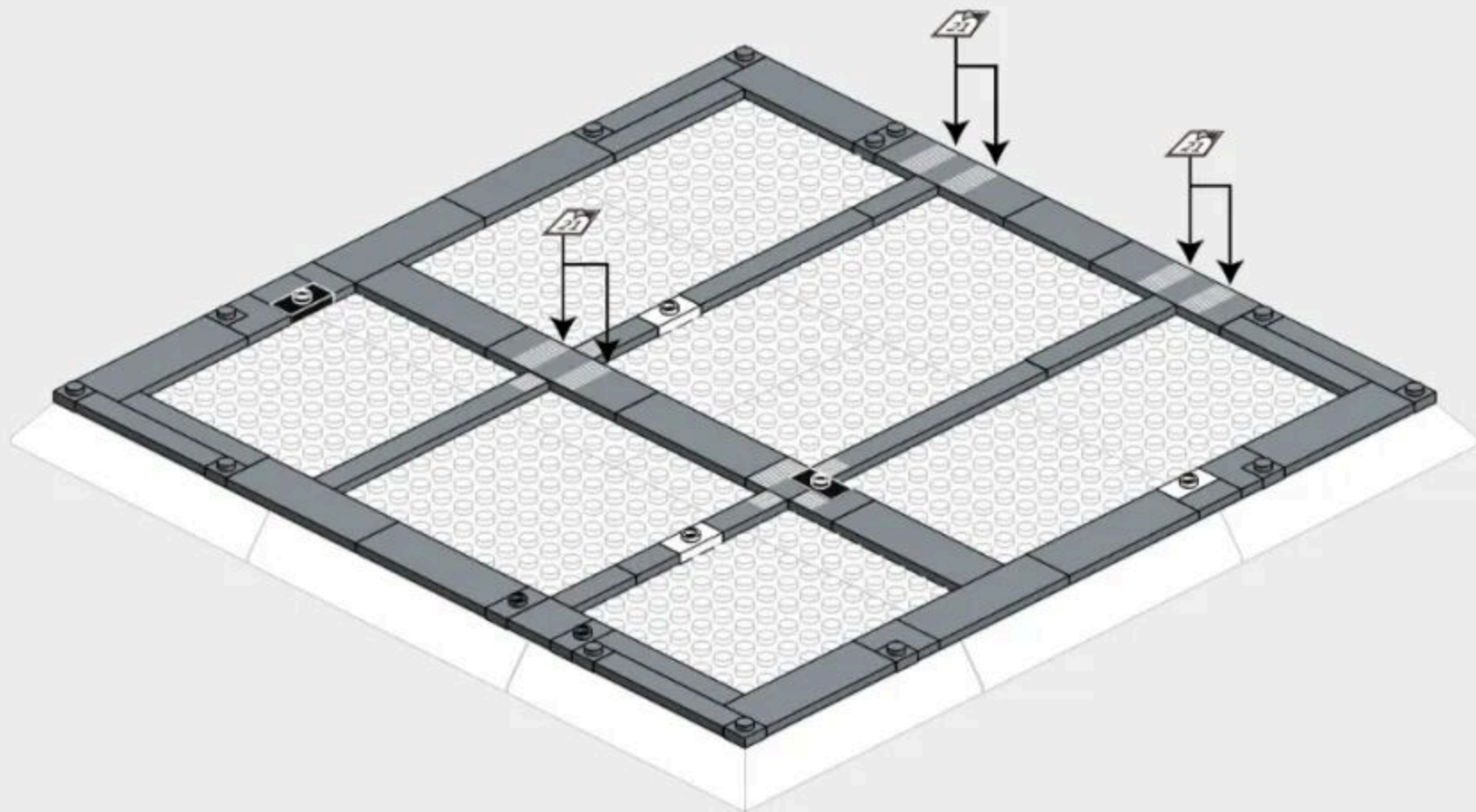
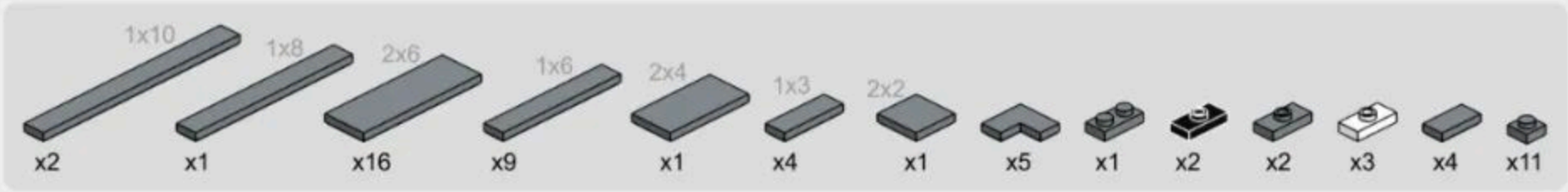




1-4

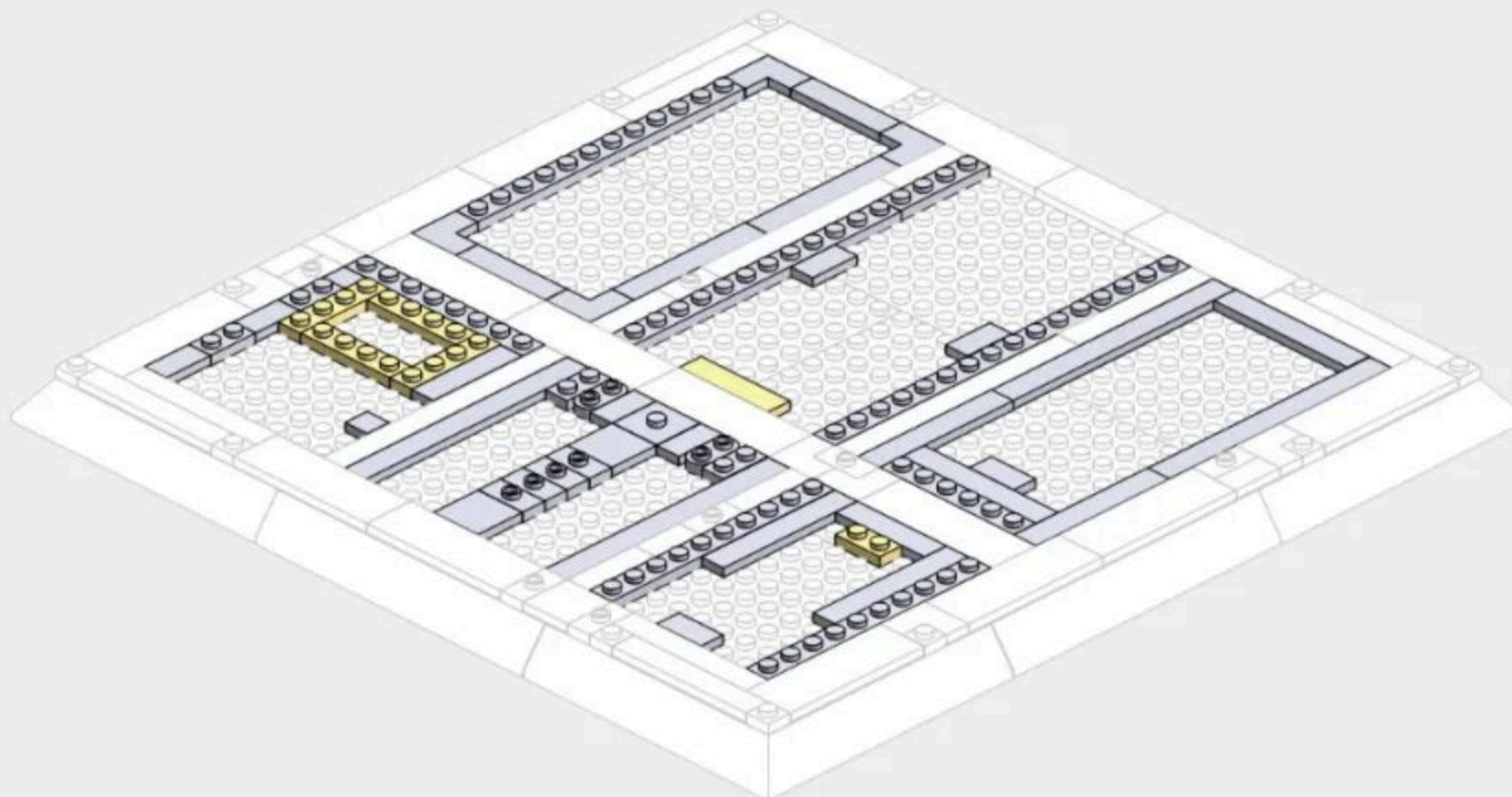
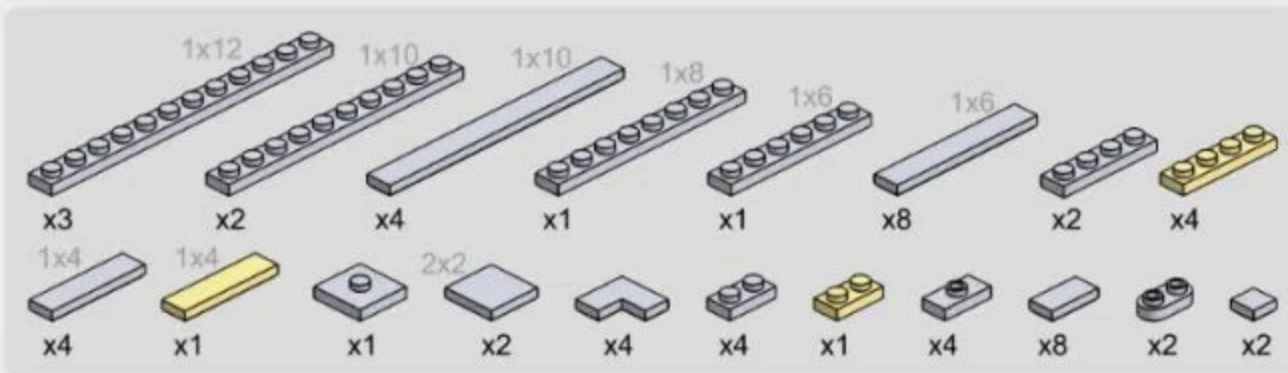


1-5



24

1-6



1-7



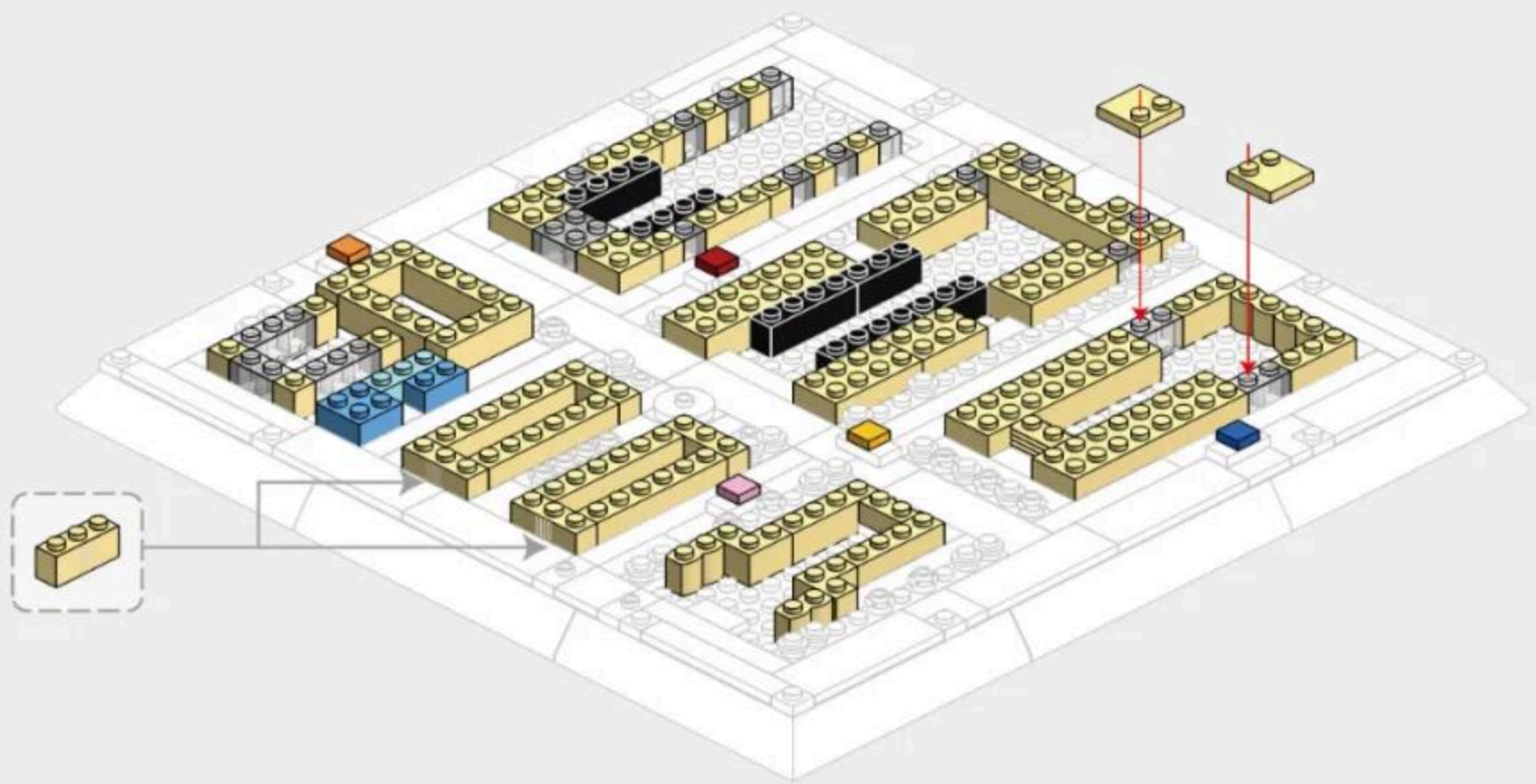
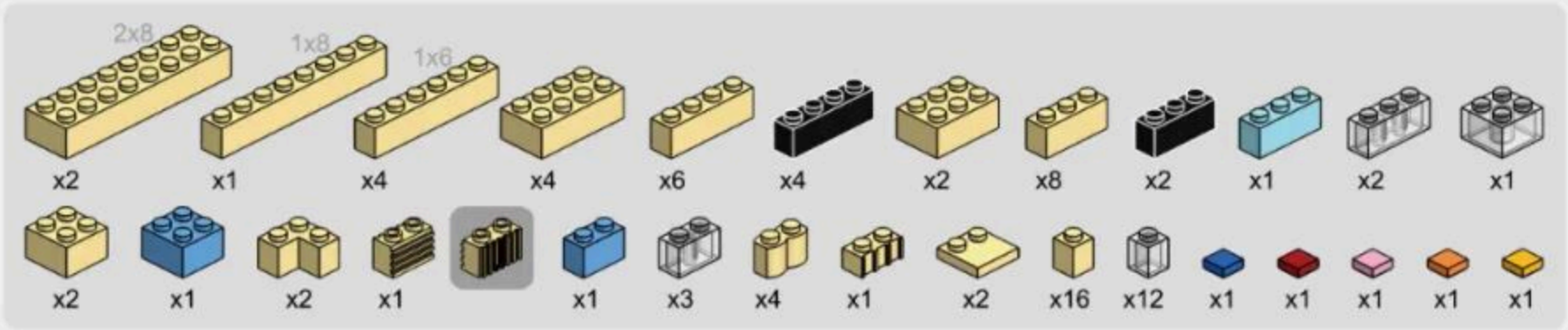
26








226PCS



2-1

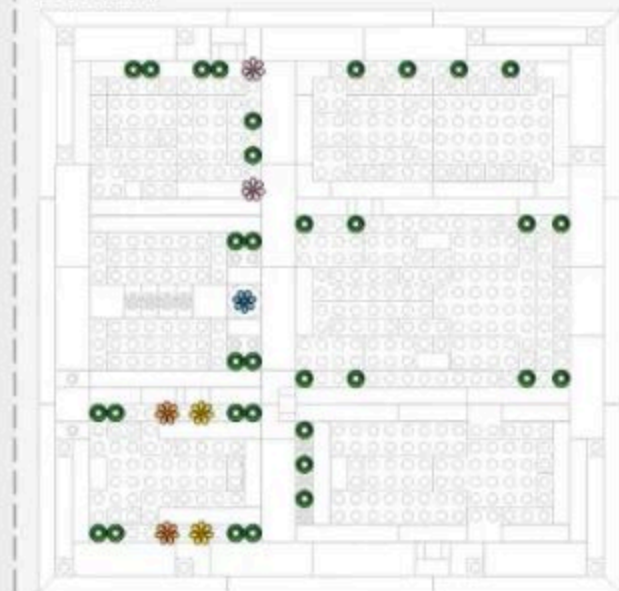


2-2

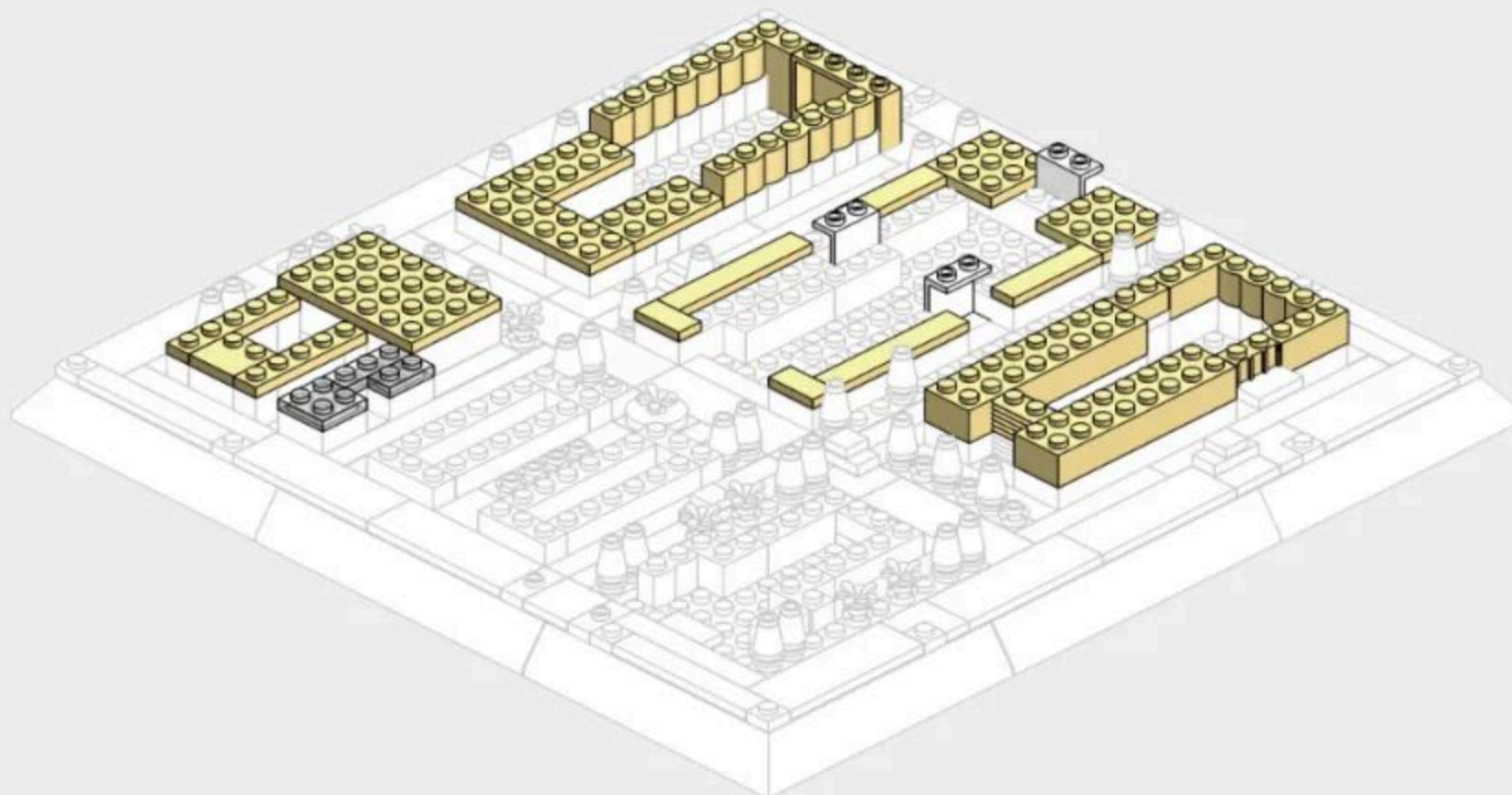
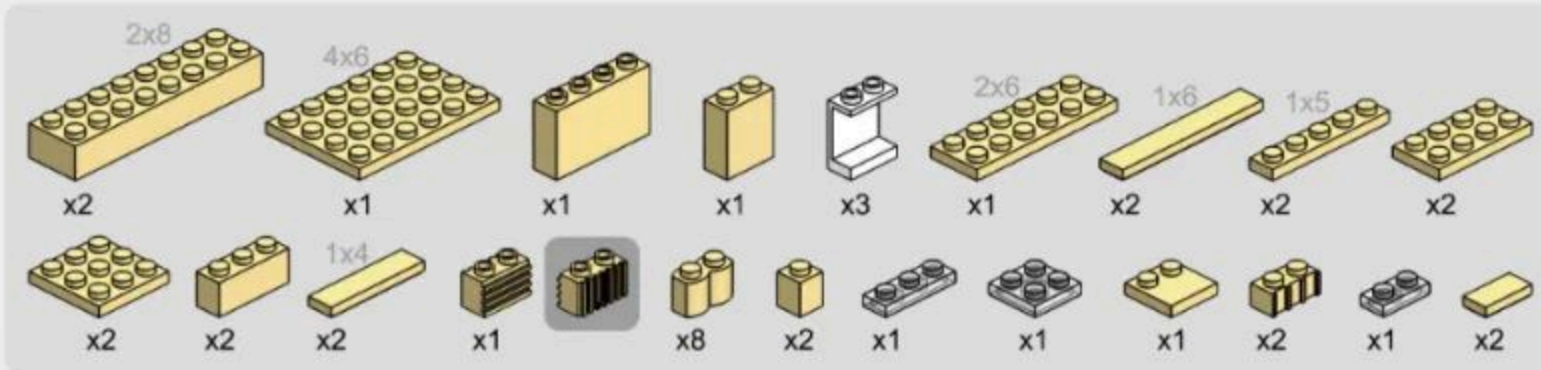
-  x33
-  x2
-  x2
-  x2
-  x1



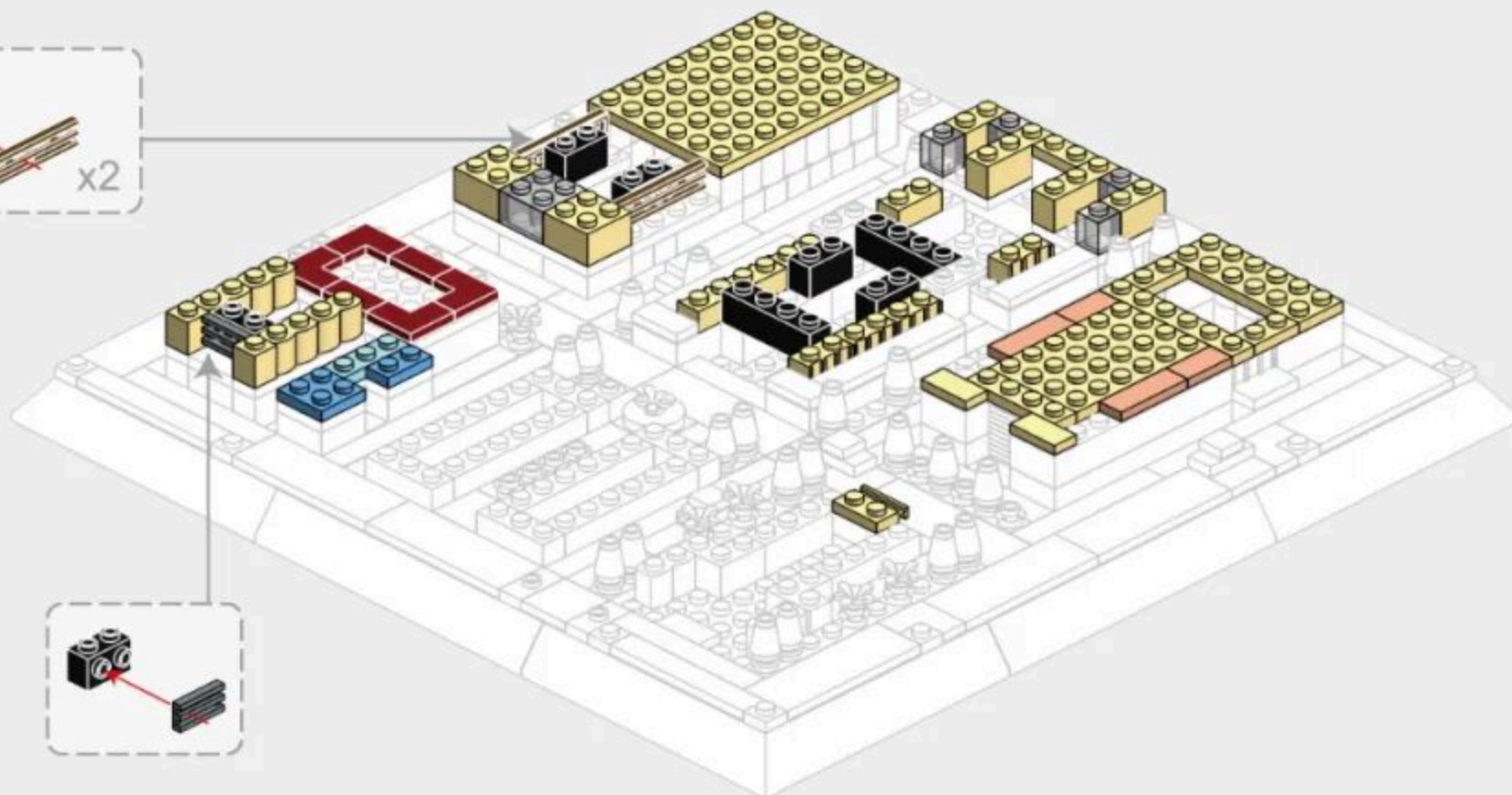
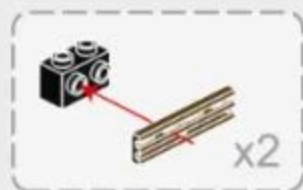
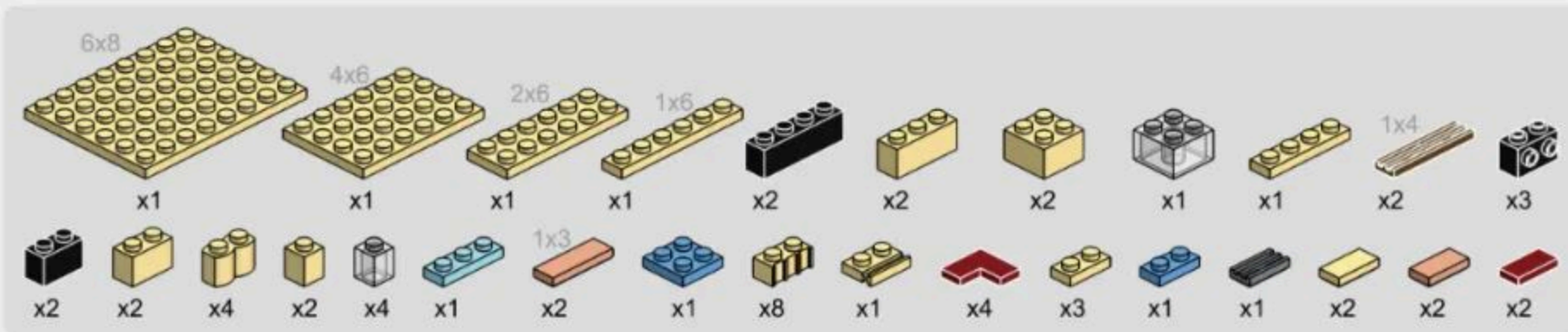
Vertical View of Installation Drawing
安装图顶面



2-3



2-4

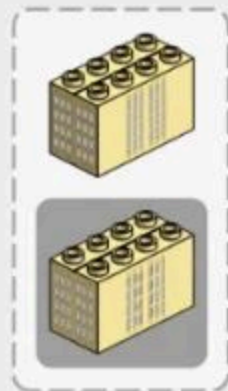
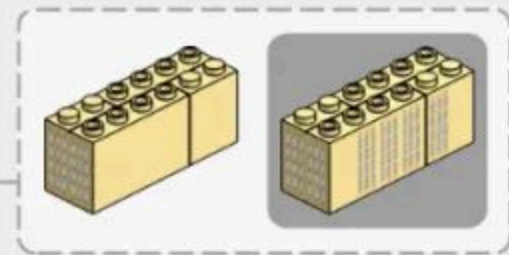
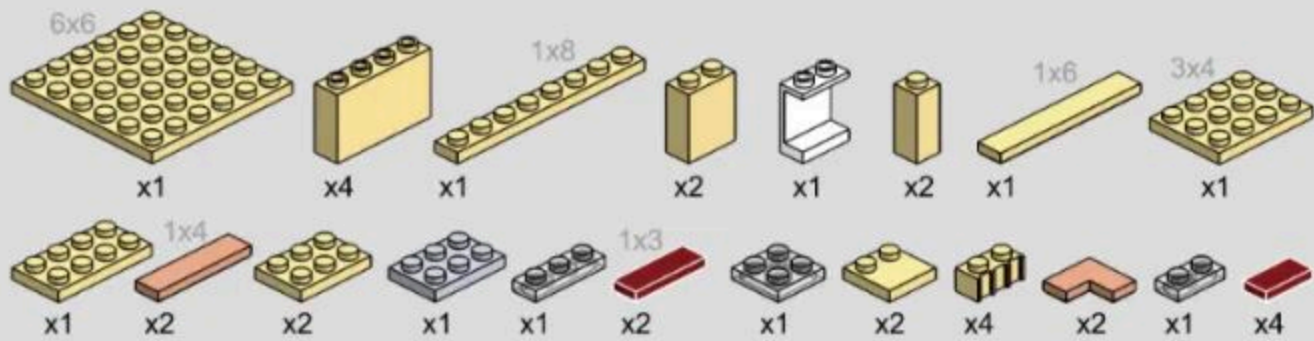




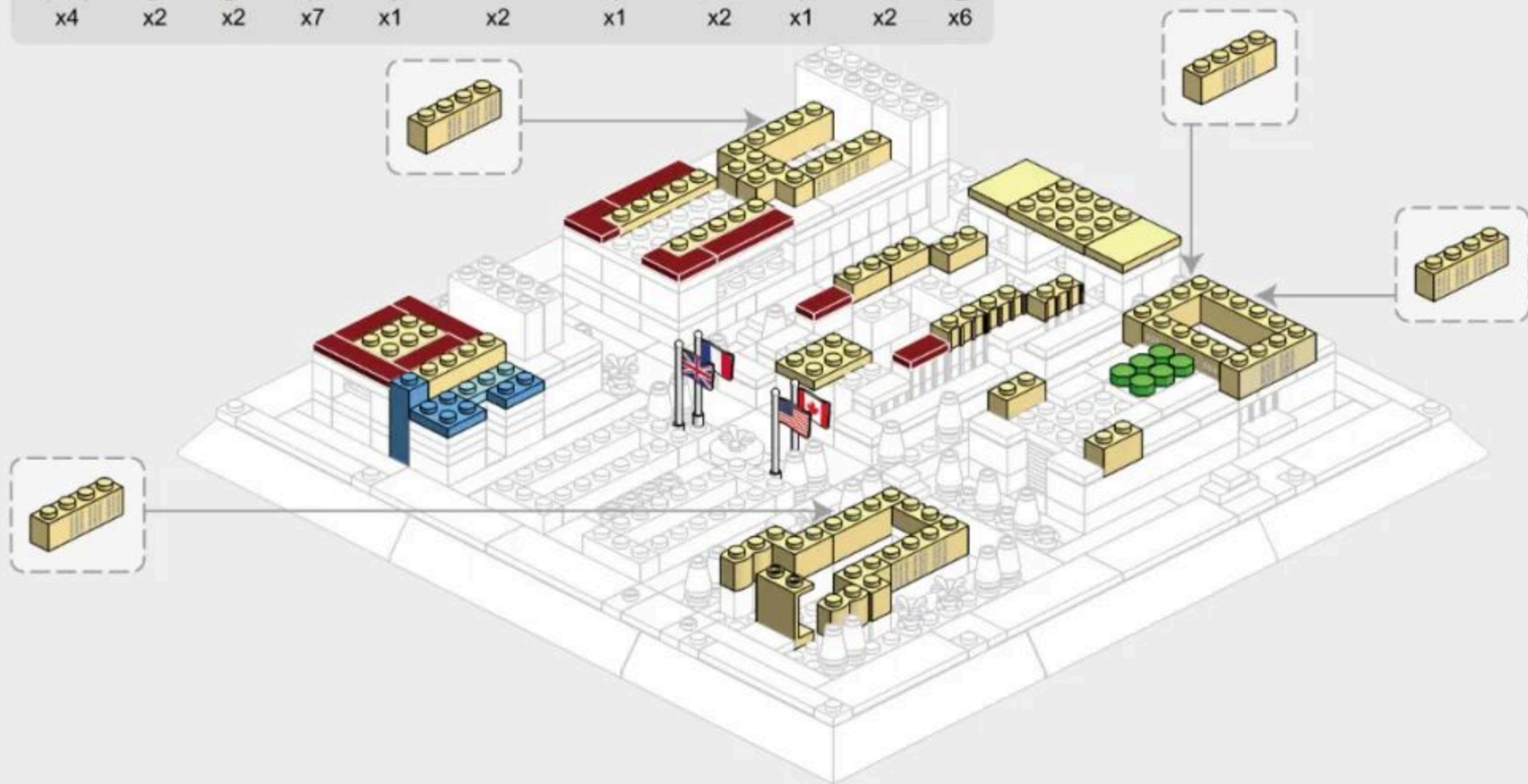
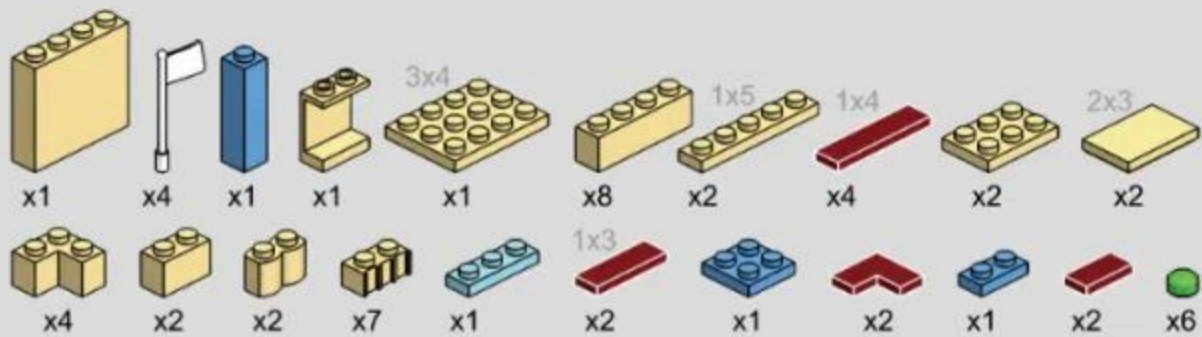
246PCS



3-1



3-2



3-3



x1



x2



x4



x1



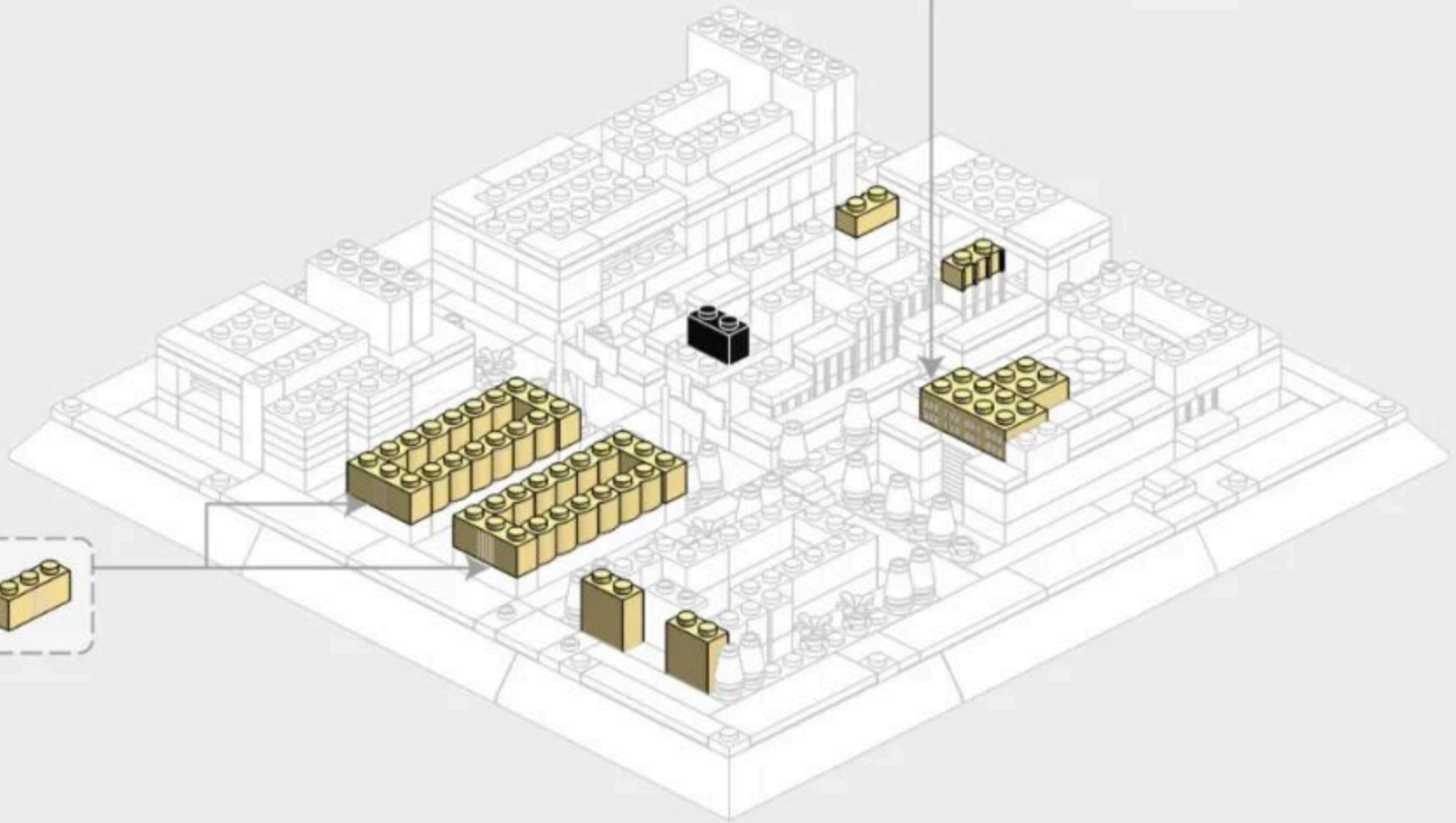
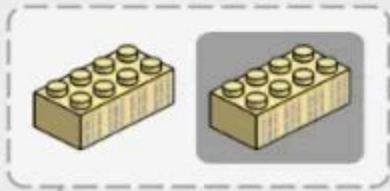
x1



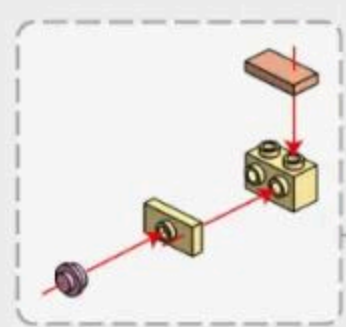
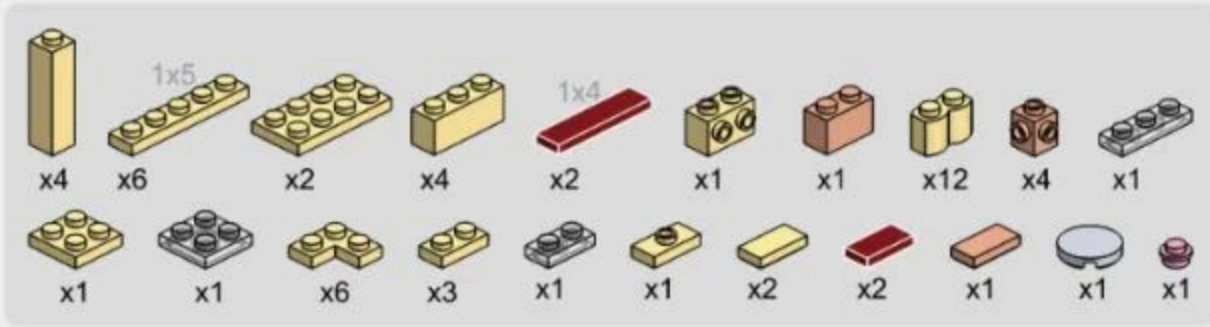
x12



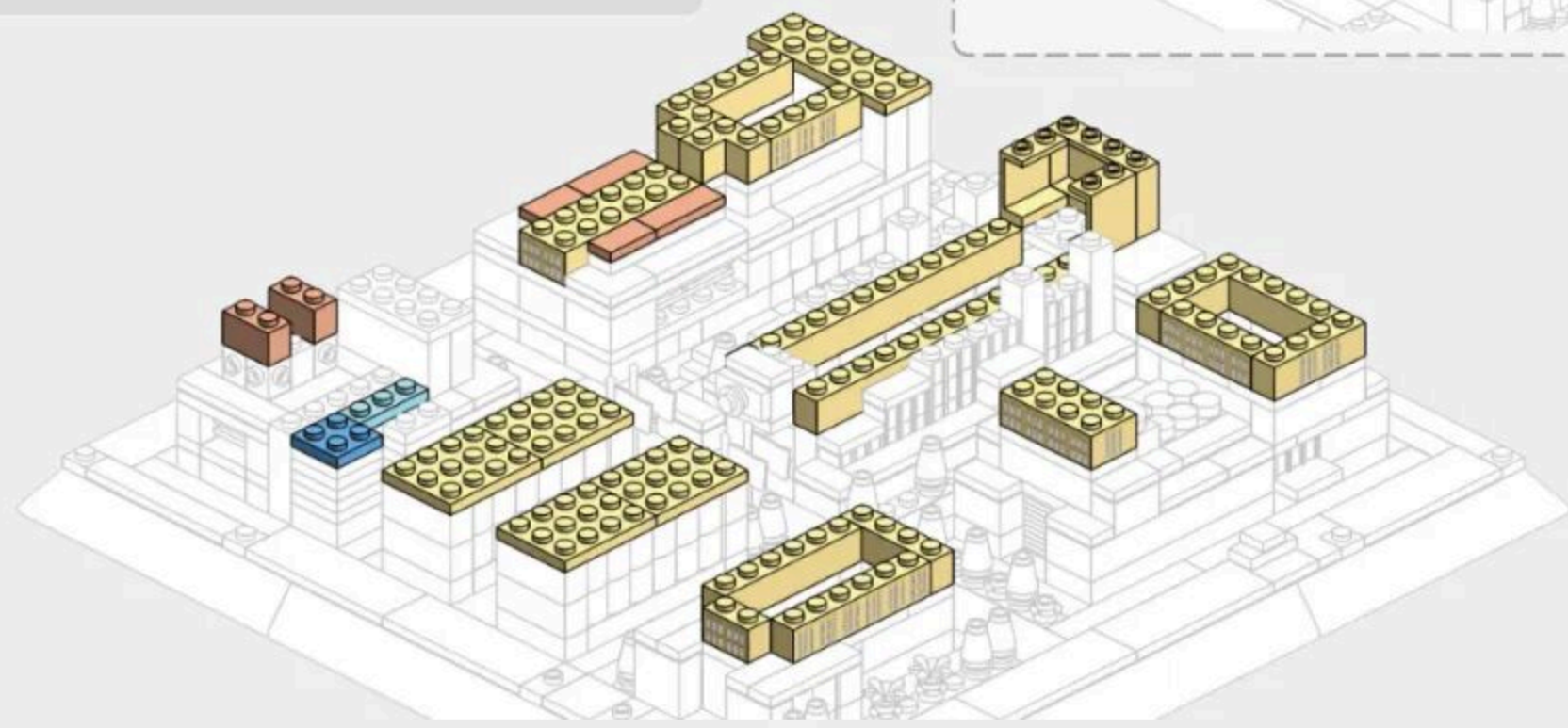
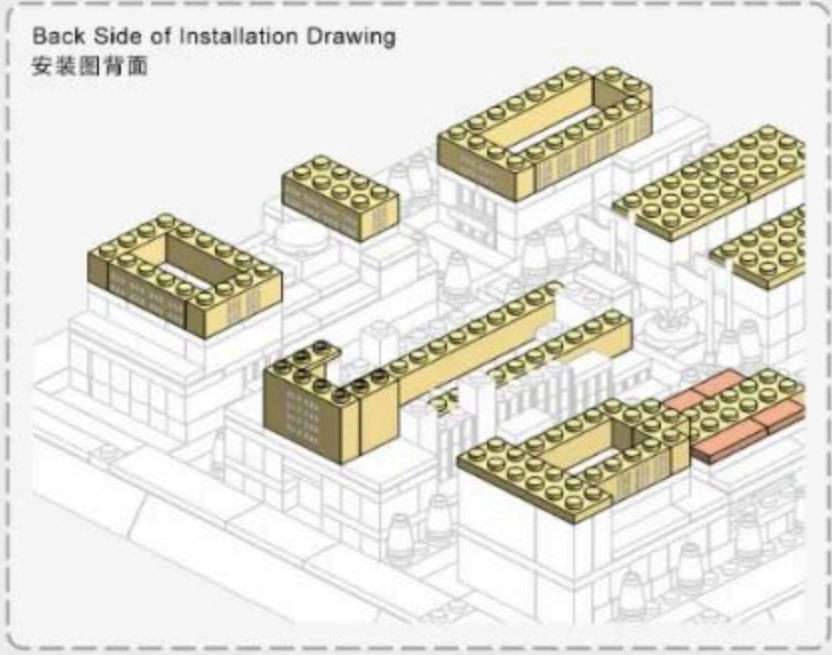
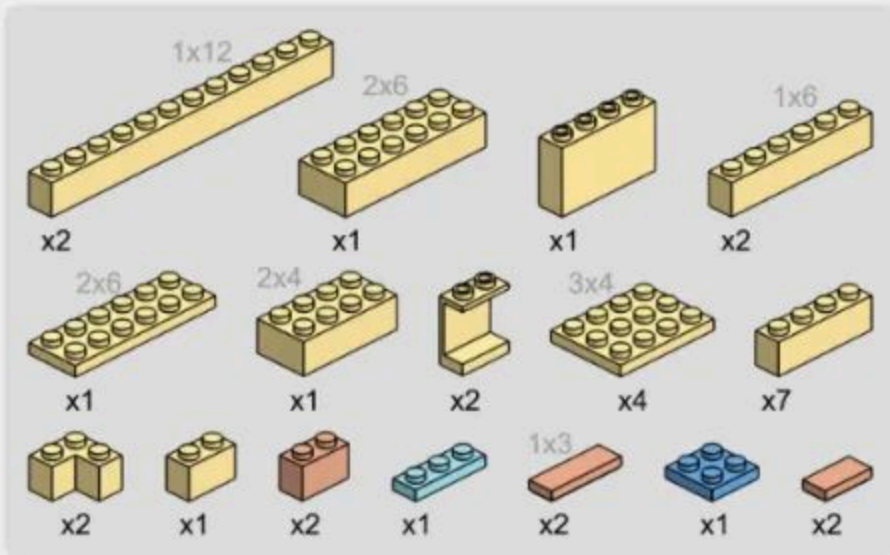
x2



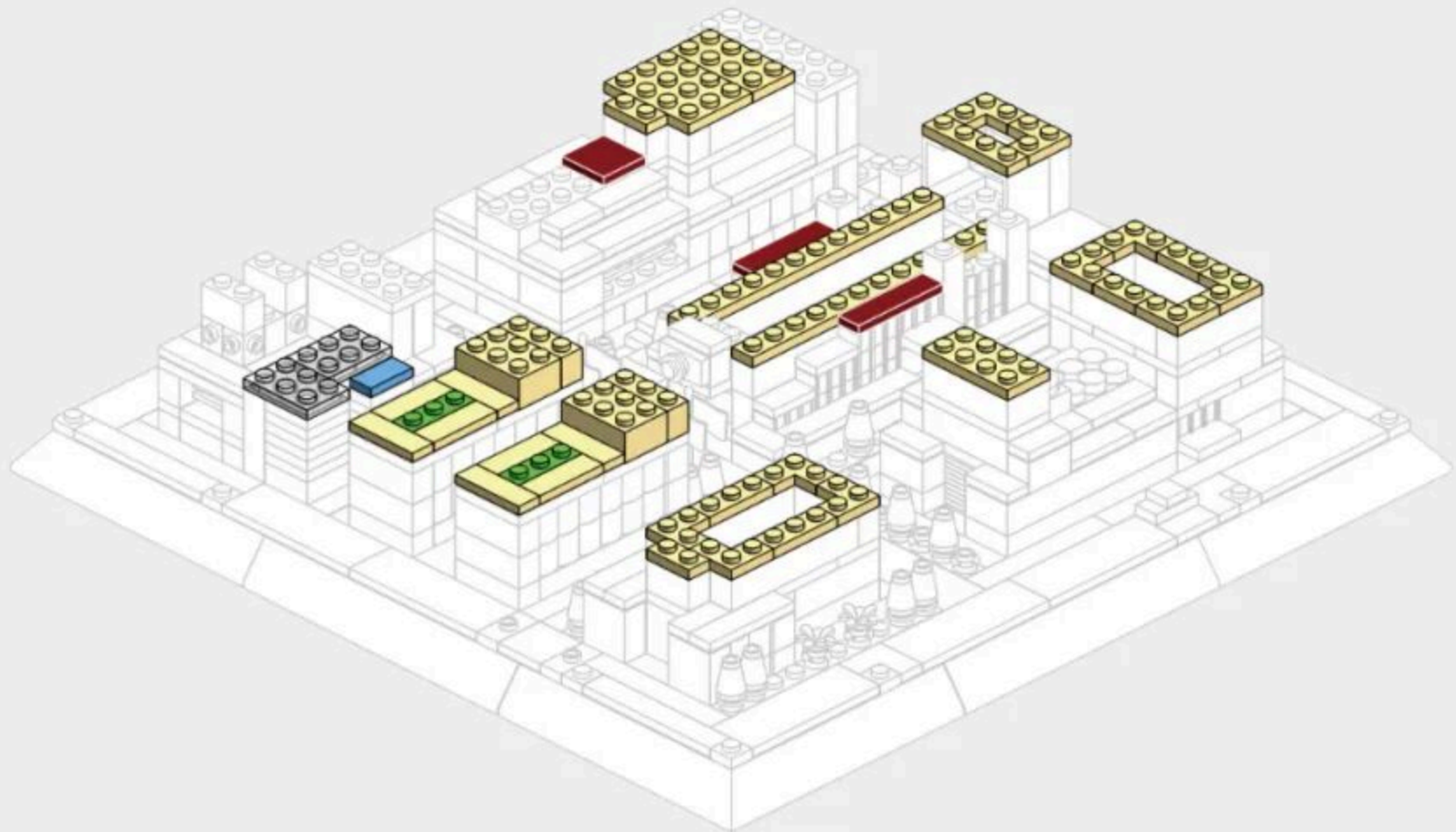
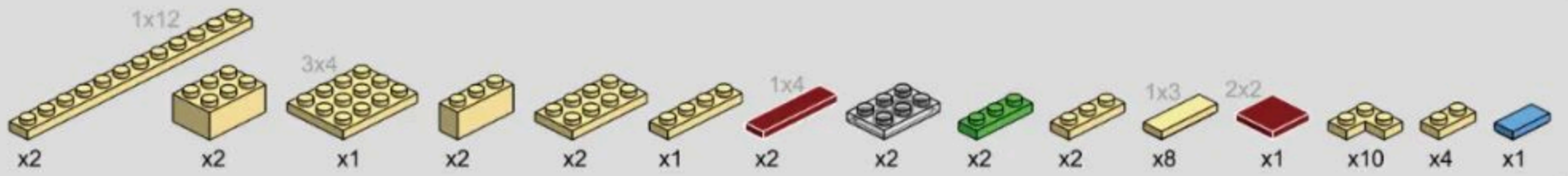
3-4



3-5



3-6



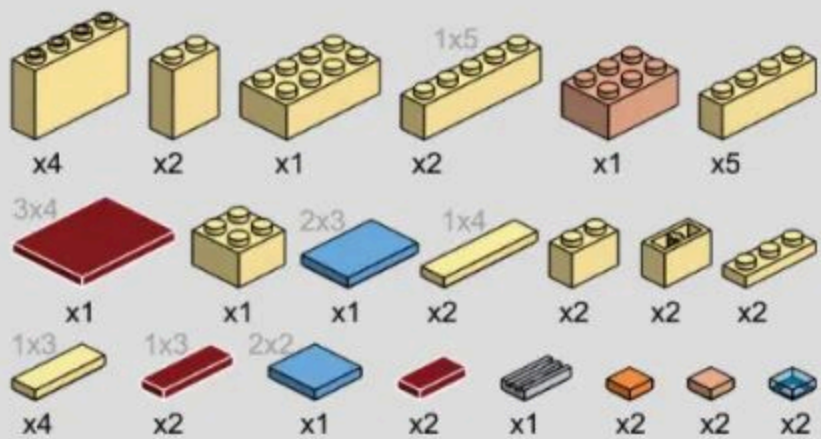


245PCS

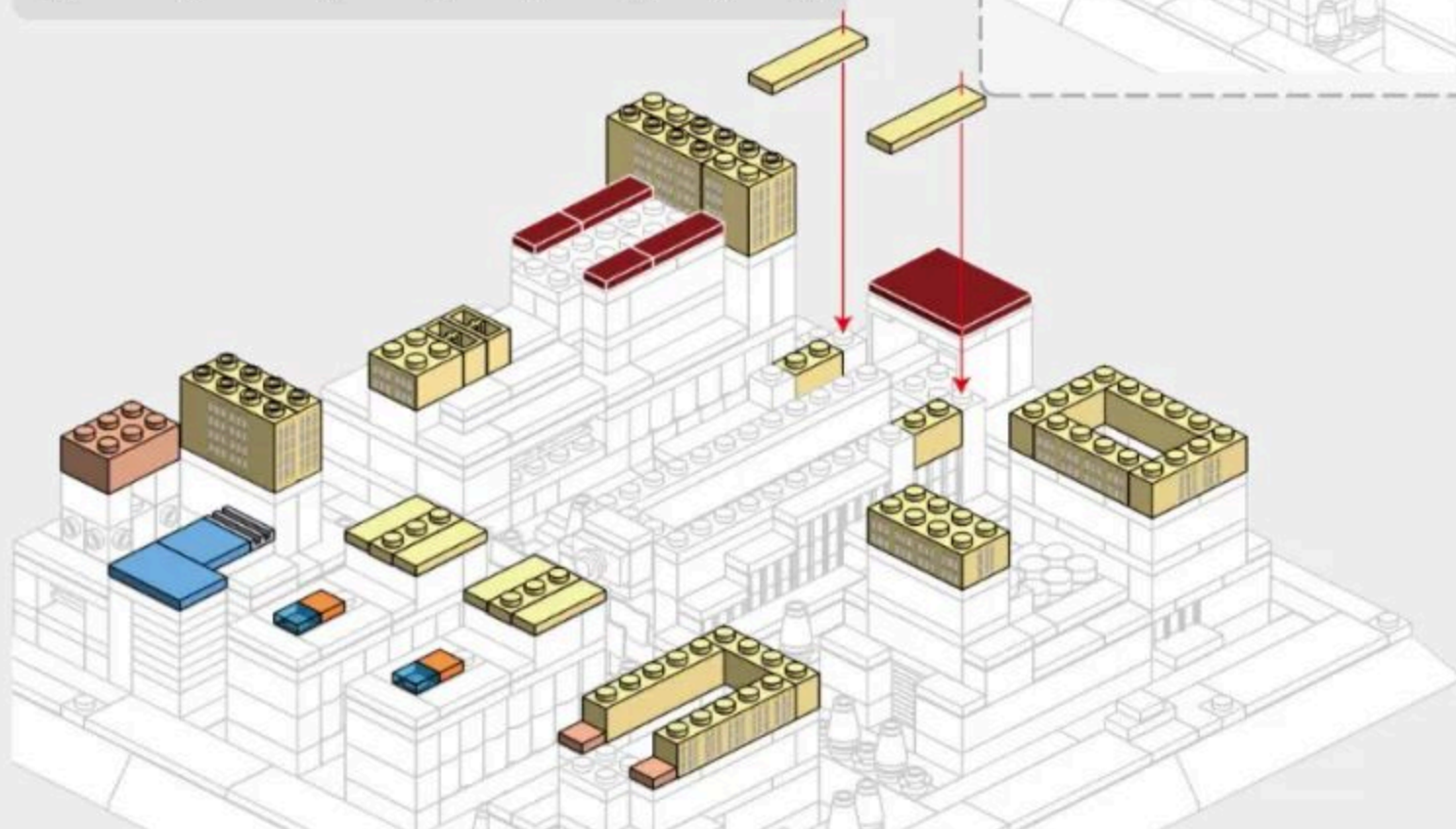
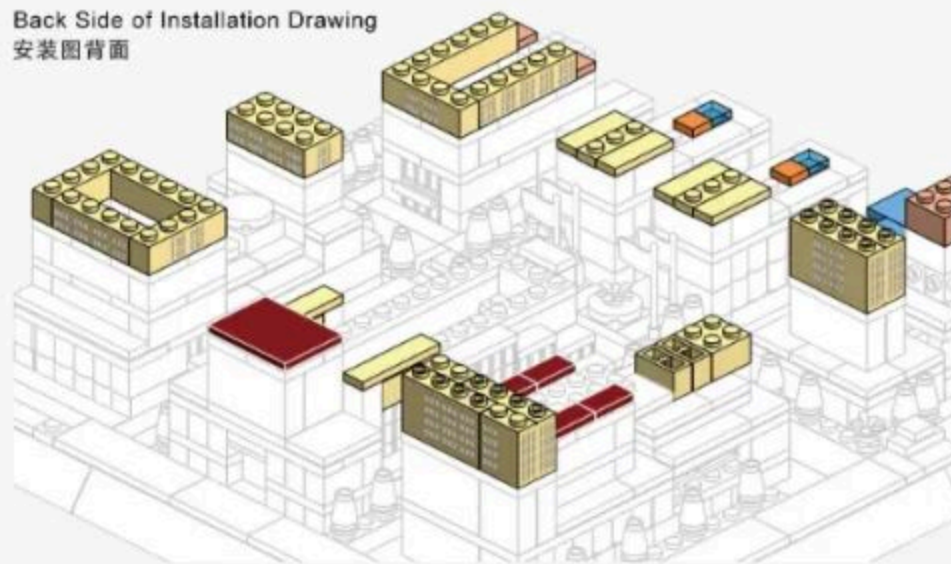


39

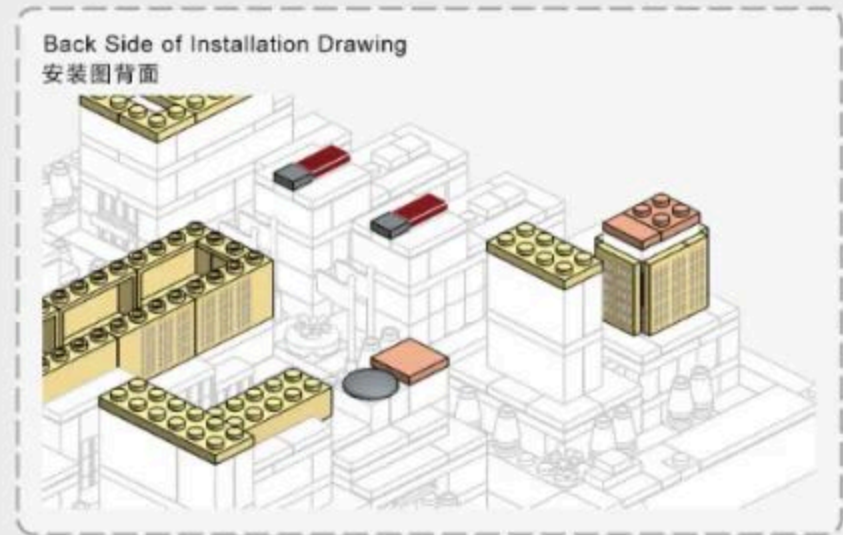
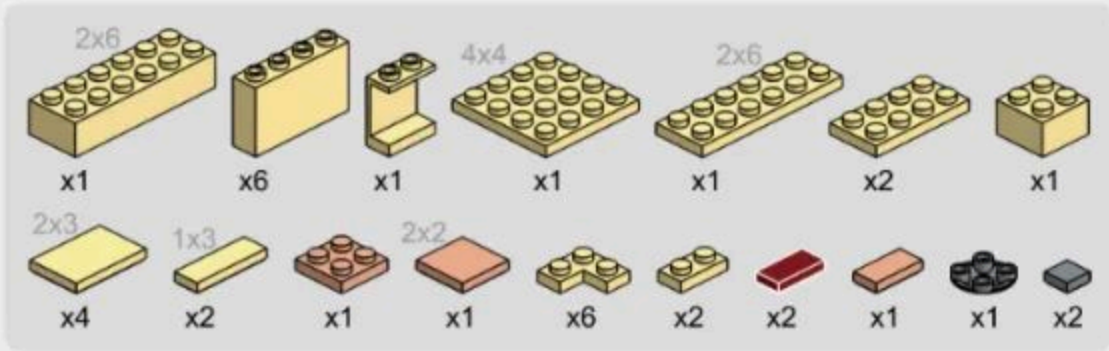
4-1



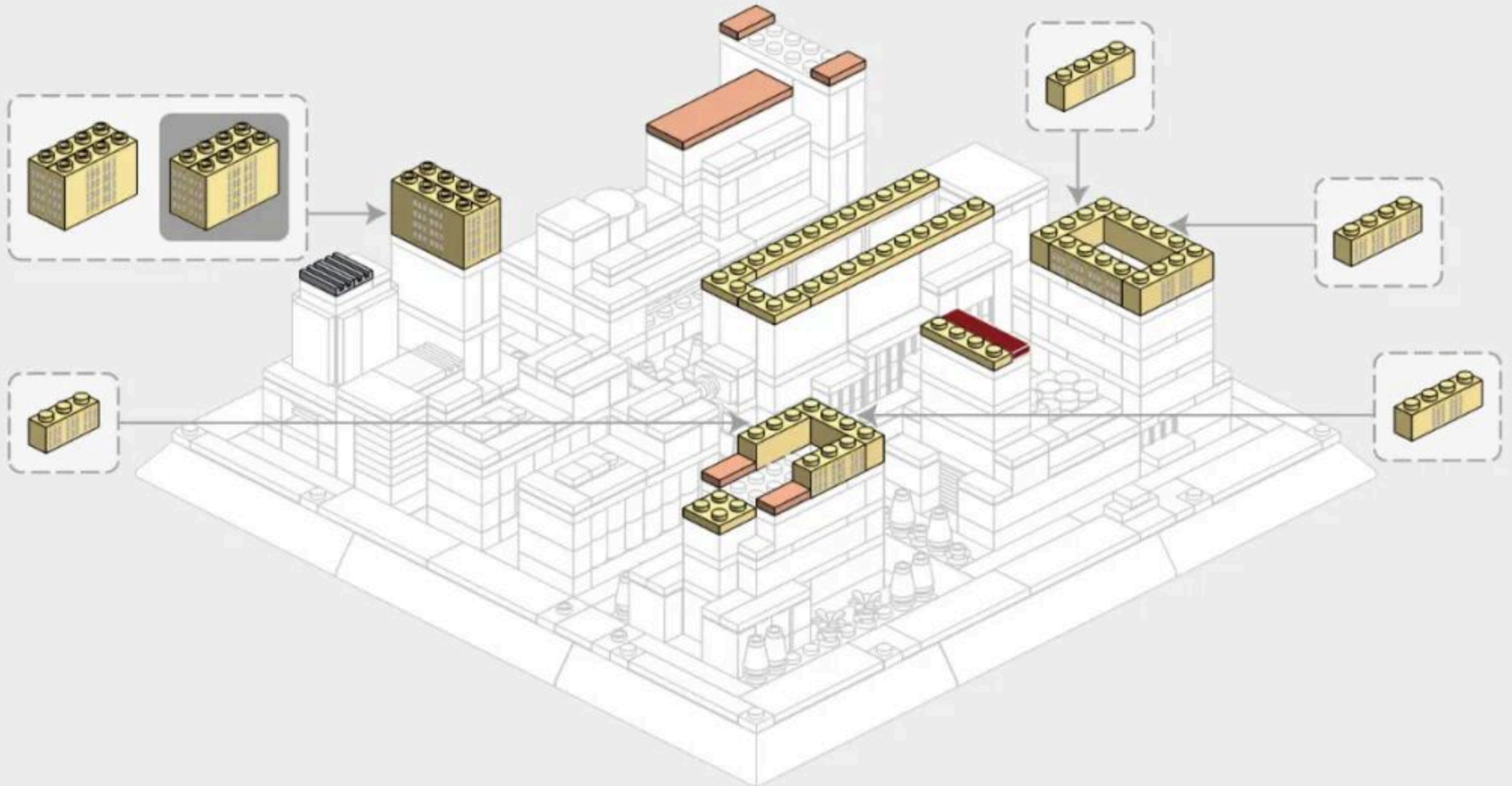
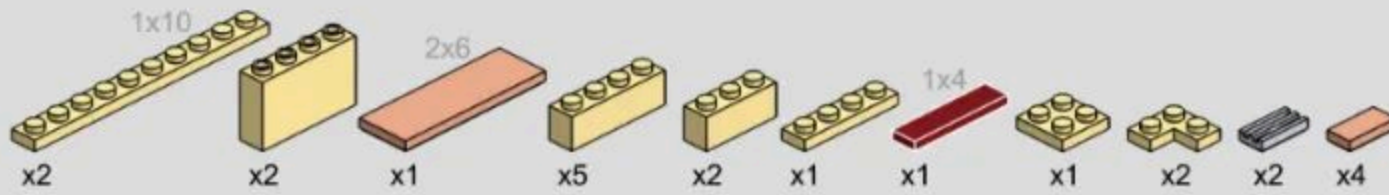
Back Side of Installation Drawing
安装图背面



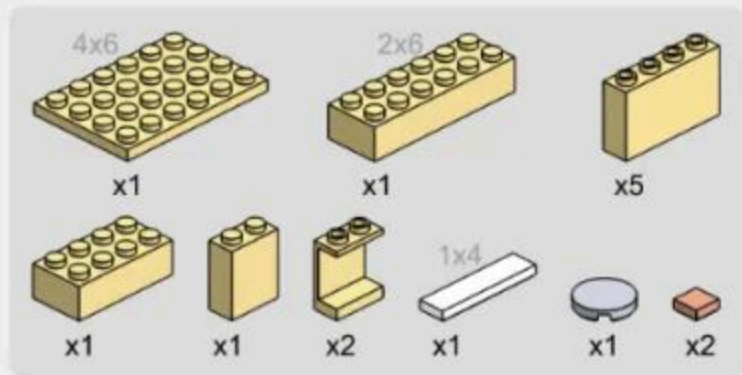
4-2



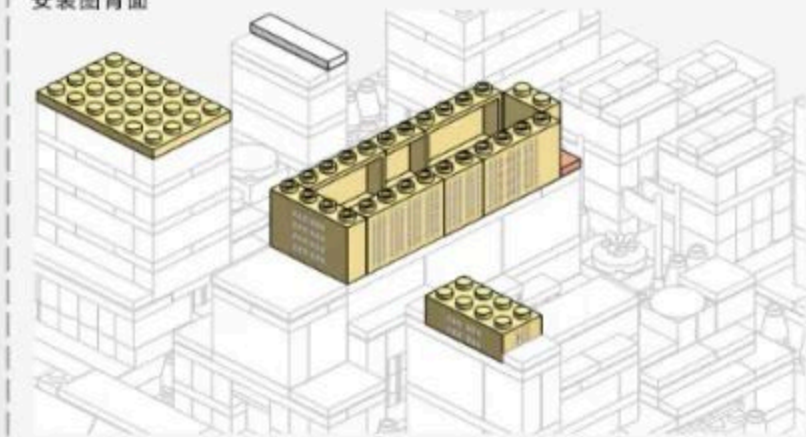
4-3



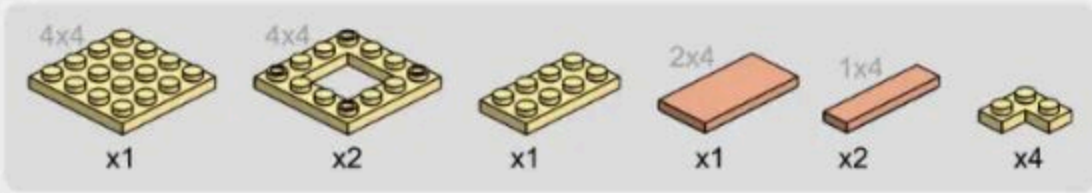
4-4



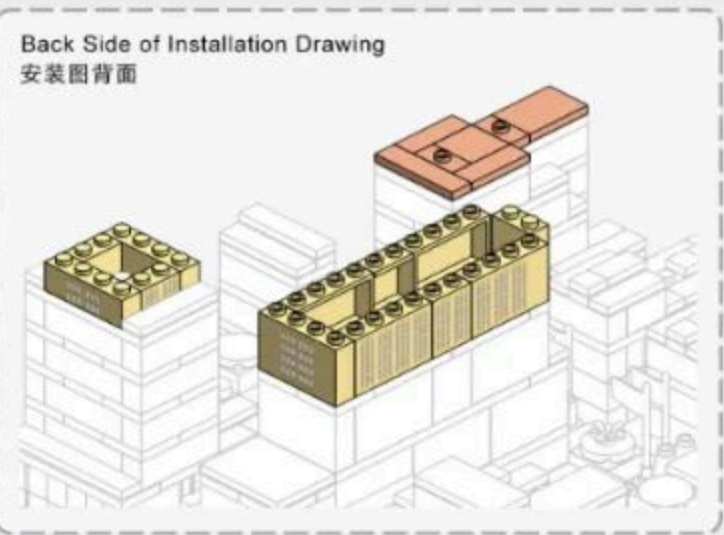
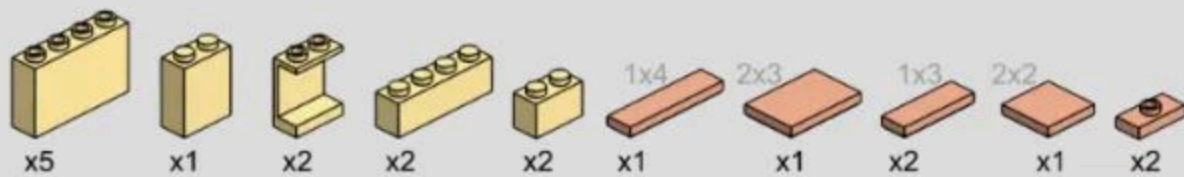
Back Side of Installation Drawing
安装图背面



4-5



4-6



4-7



4-8



x5



x1



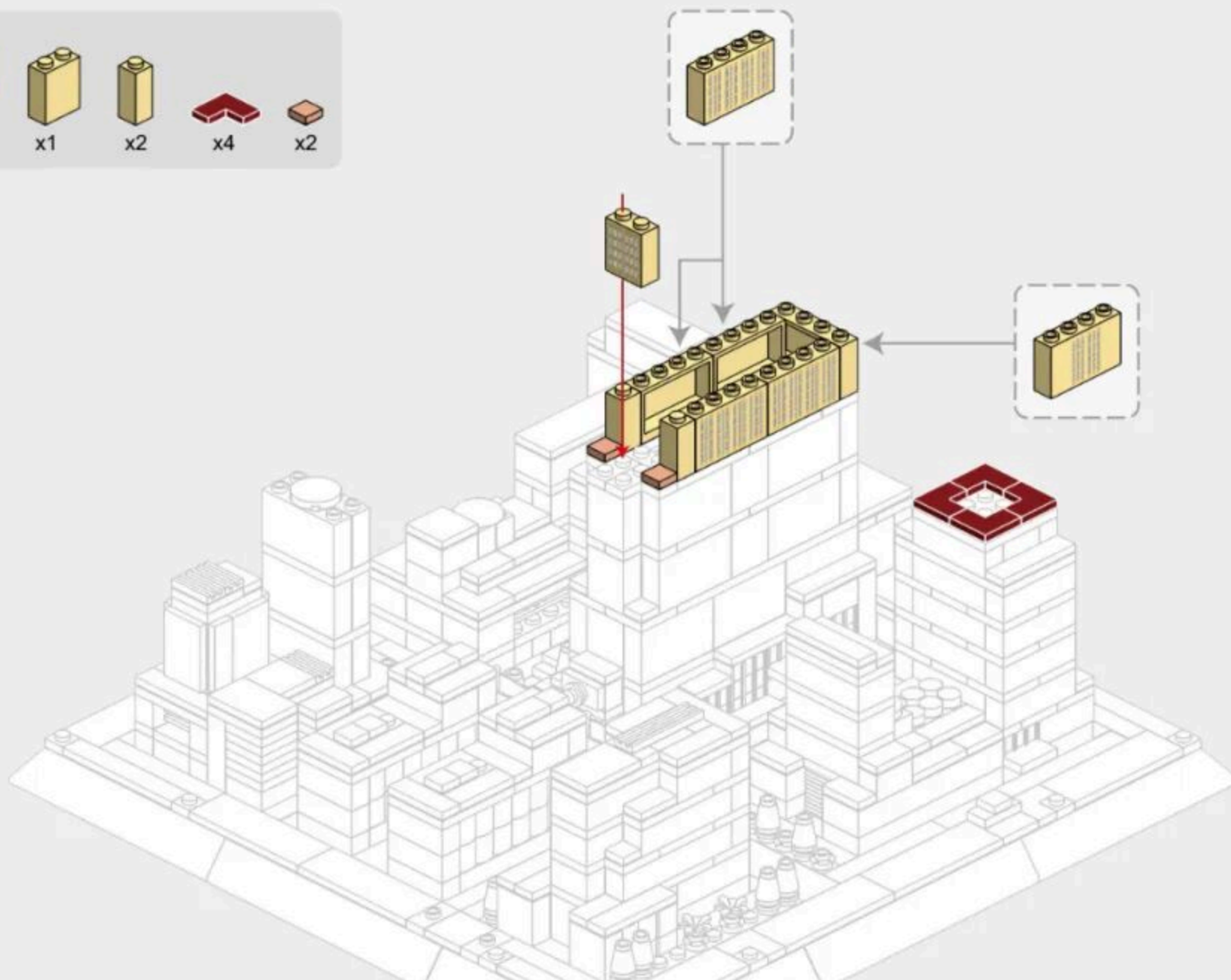
x2



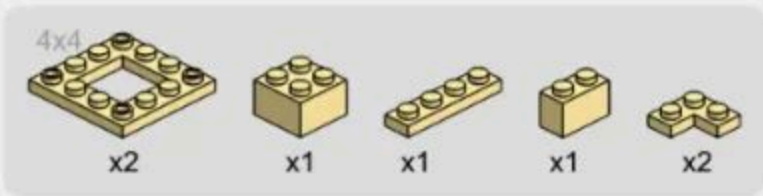
x4



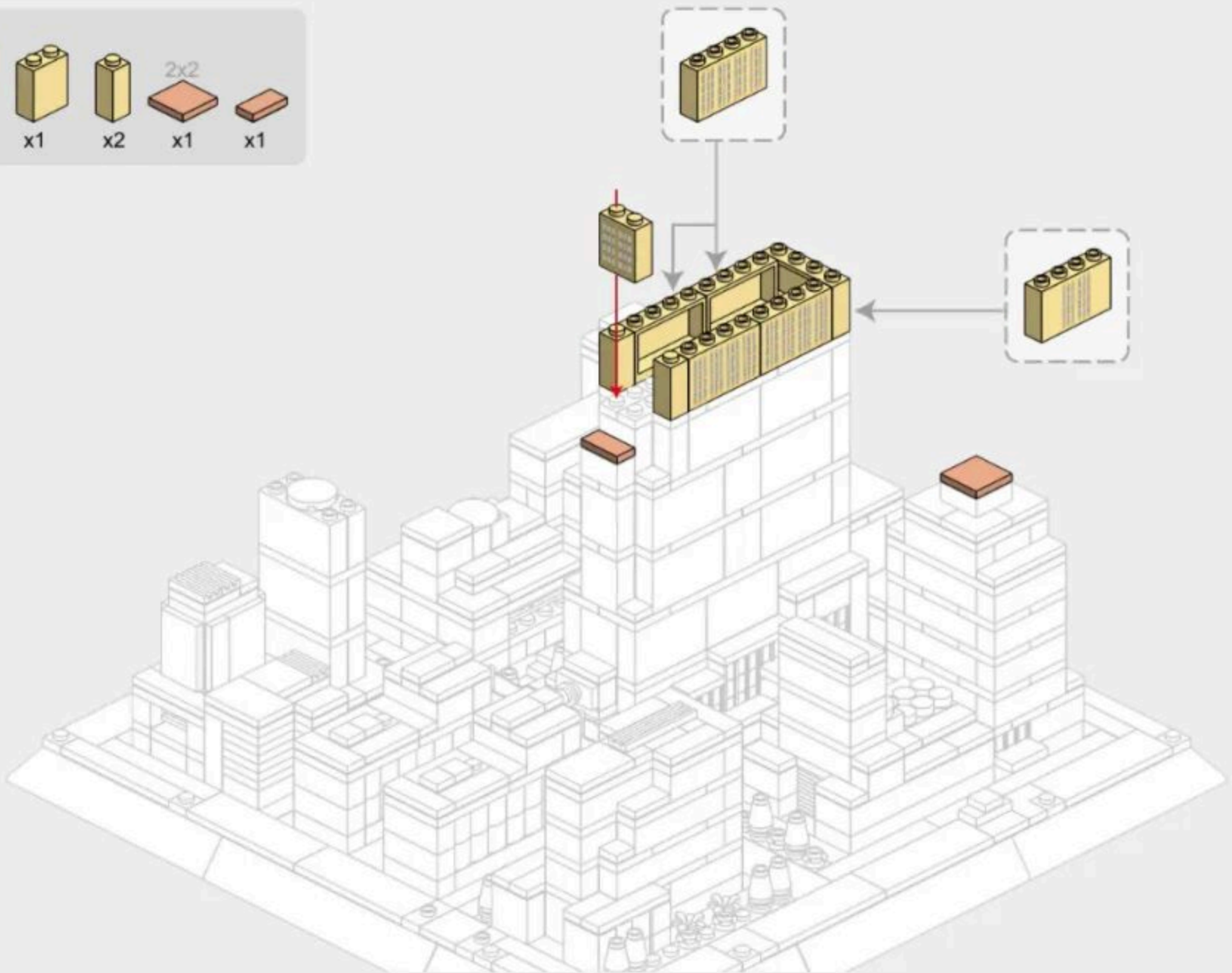
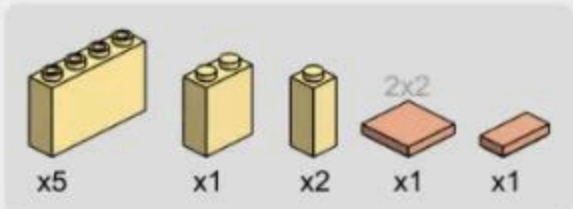
x2



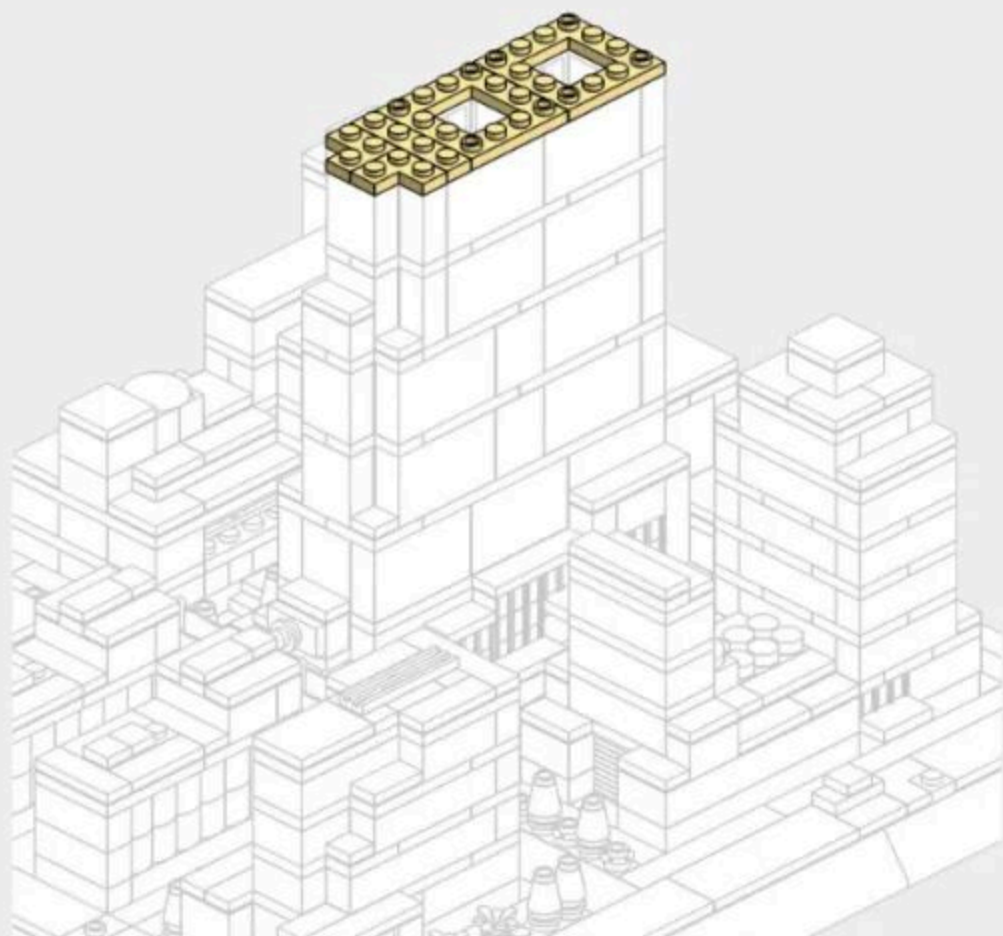
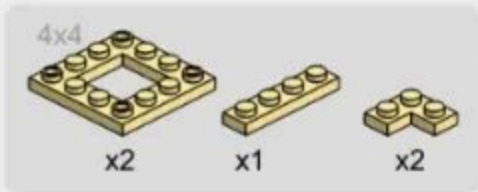
4-9



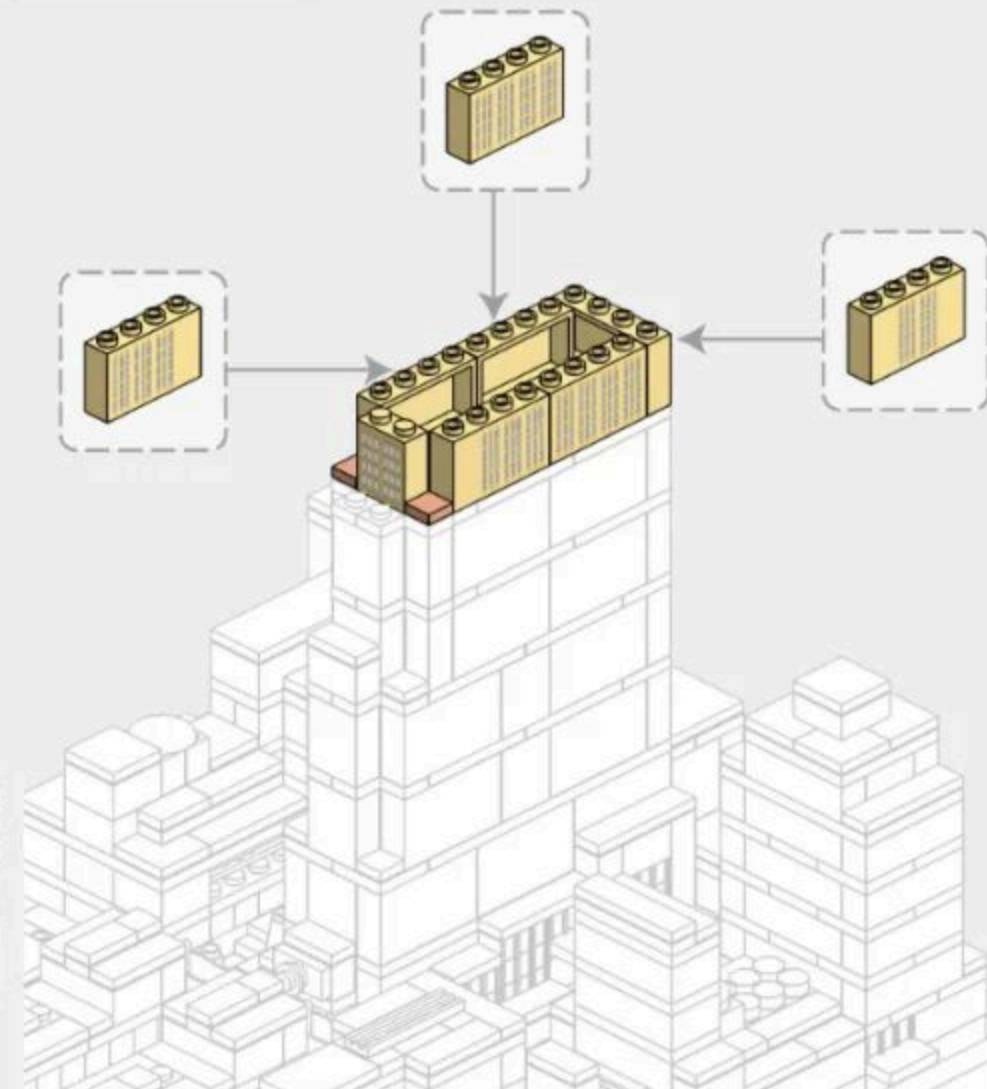
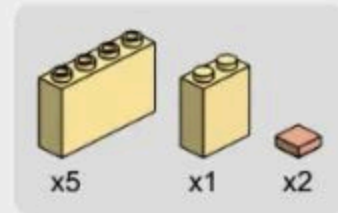
4-10




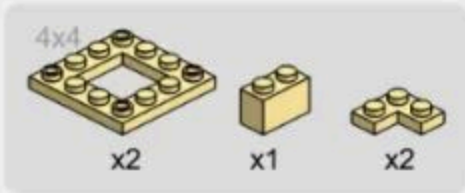
4-11



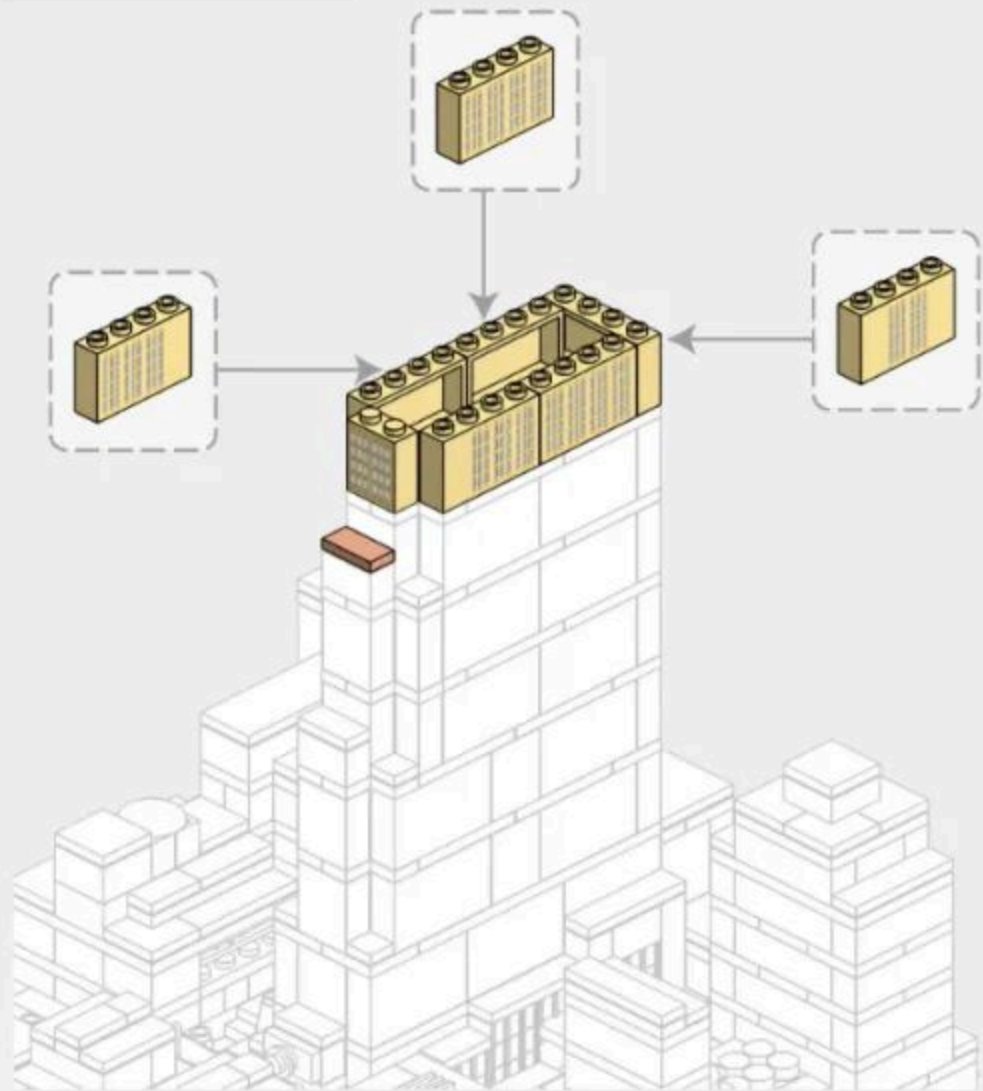
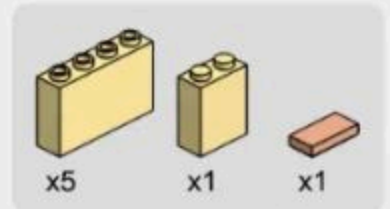
4-12



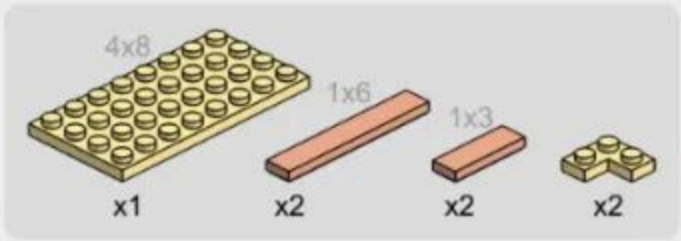
4-13



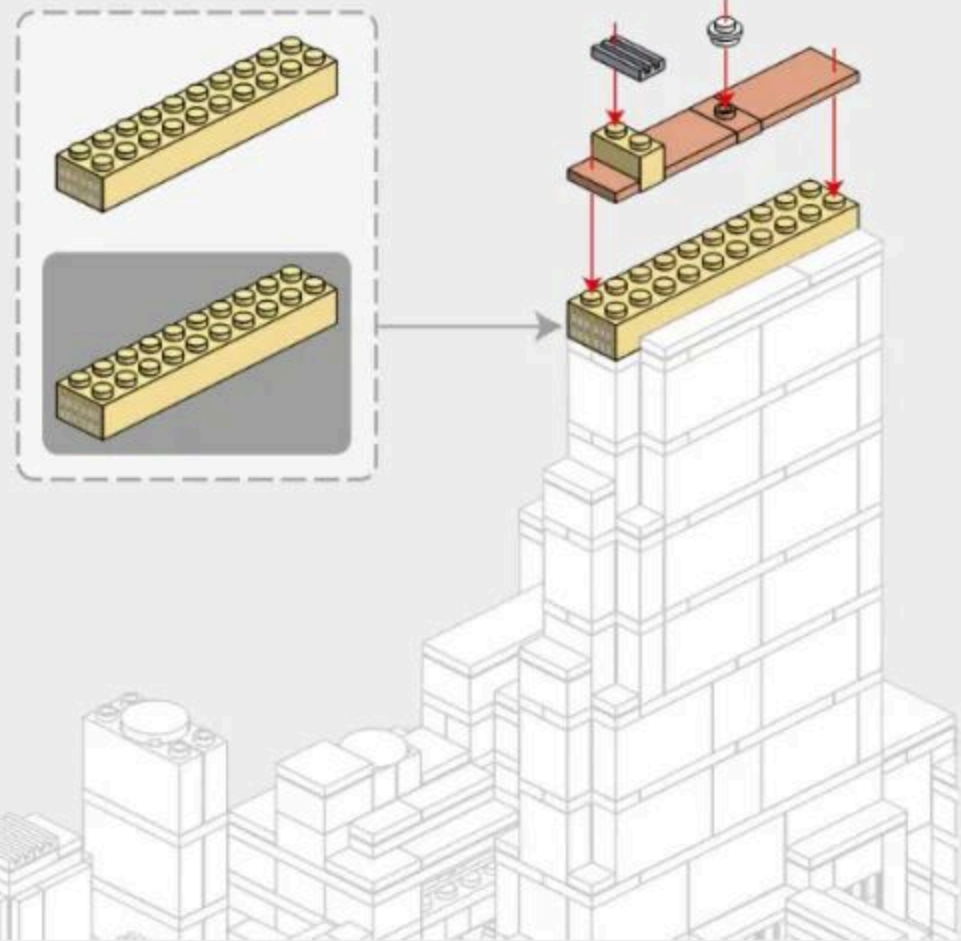
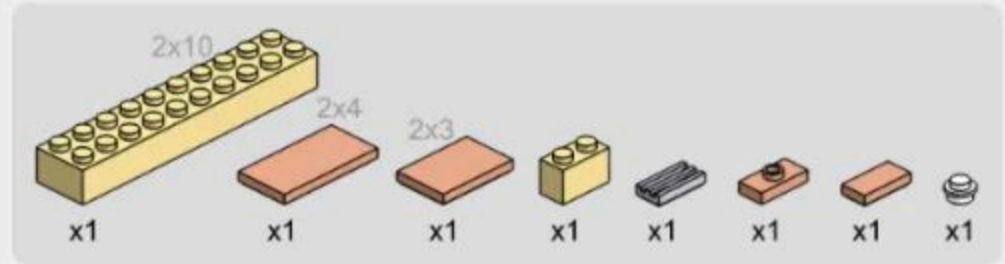
4-14



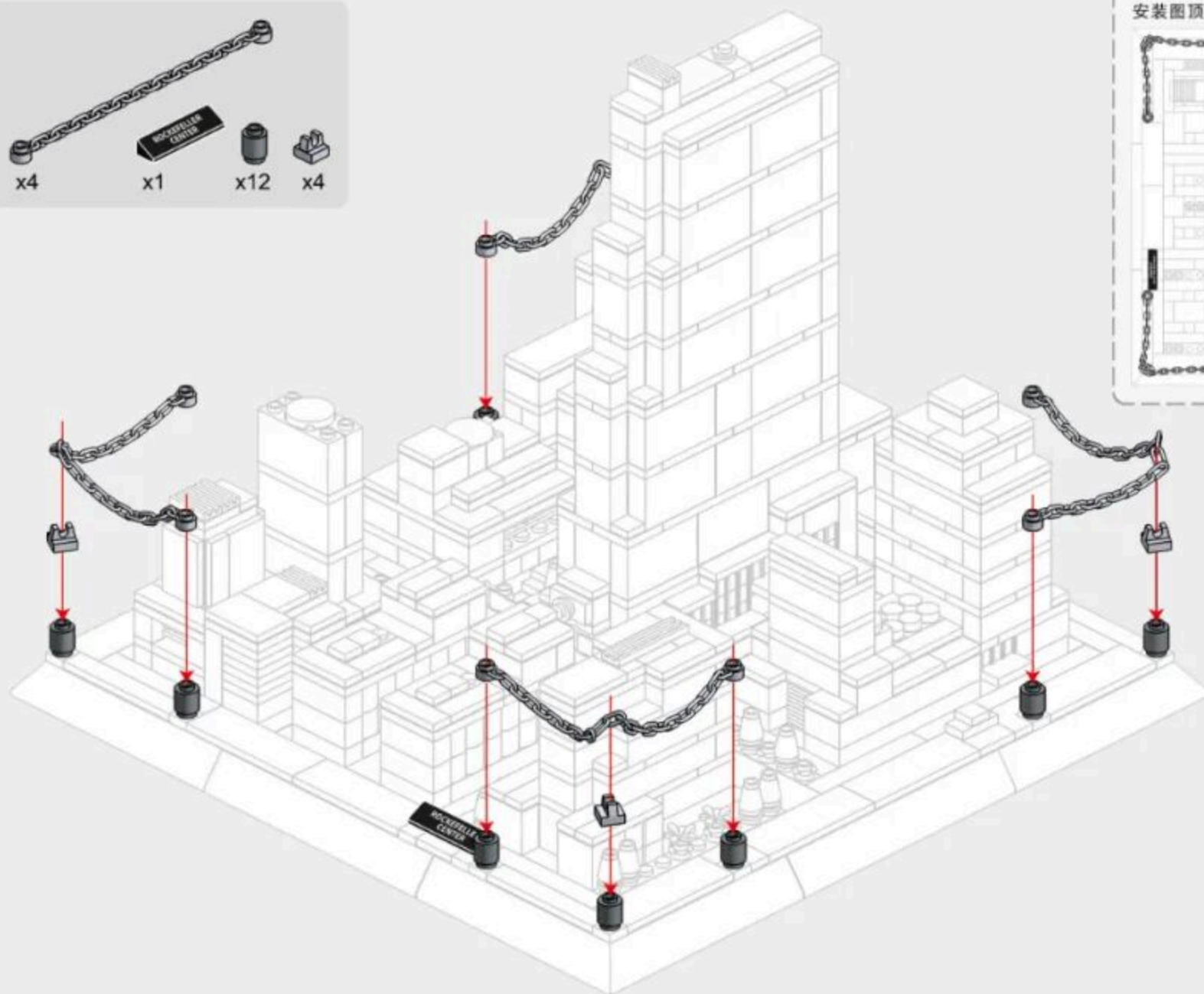
4-15



4-16



4-17



Vertical View of Installation Drawing
安装图顶面





扫一扫
了解产品更多信息



ARCHITECTURE

The World's great architecture



Shaping Skills



Imagination
& Curiosity



Mathematical



Self-Discovery
& Perception



Parent-Child
Interaction



Problem Solving



Creativity



6224 英国伦敦白金汉宫
BLICKINGHAM PALACE, LONDON, ENGLAND



5225 意大利罗马斗兽场
COLOSSEUM, ROME, ITALY



5226 日本东京帝国饭店
IMPERIAL HOTEL, TOKYO, JAPAN



5227 美国纽约自由女神像
STATUE OF LIBERTY, NEW YORK, AMERICA



6211 德国柏林勃兰登堡门
BRANDENBURG GATE, BERLIN, GERMANY



6222 中国甘肃长城-嘉峪关
JIAYU PASS, GANSU, CHINA



6212 日本京都清水寺仁王门
NEMON GATE OF KIYOMIZU-dera, KYOTO, JAPAN



6213 俄罗斯莫斯科瓦西里大教堂
SAINT BASIL'S CATHEDRAL, MOSCOW, RUSSIA




6214 中国武汉黄鹤楼
YELLOW CRANE TOWER, WUHAN, CHINA



6215 英国伦敦眼
LONDON EYE, LONDON, ENGLAND



6221 中国北京故宫-太和殿
HALL OF SUPREME HARMONY, BEIJING, CHINA



6220 沙特阿拉伯麦加大清真寺
GREAT MOSQUE OF MECCA, SAUDI ARABIA, UNITED NATIONS HEADQUARTERS, NEW YORK, AMERICA



6219 美国纽约联合国大厦
UNITED NATIONS SECRETARIAT BUILDING, NEW YORK, AMERICA



4214 美国华盛顿白宫
WHITE HOUSE, WASHINGTON D.C., AMERICA



4212 意大利罗马许愿池
TREVI FOUNTAIN, ROME, ITALY



4213 法国巴黎卢浮宫
MUSEE DU LOUVRE, PARIS, FRANCE



4218 新加坡-鱼尾狮
MERLION, SINGAPORE



4219 英国伦敦双子塔桥
TOWER BRIDGE, LONDON, ENGLAND



4216 美国华盛顿林肯纪念堂
LINCOLN MEMORIAL, WASHINGTON D.C., AMERICA



4217 新加坡-金沙酒店
MARINA BAY SANDS, SINGAPORE



4210 埃及开罗吉萨金字塔
GREAT PYRAMID OF GIZA, CAIRO, EGYPT



4221 加拿大渥太华国会山庄
PARLIAMENT BUILDINGS, OTTAWA, CANADA



4211 英国伦敦伊丽莎白塔
ELIZABETH TOWER, ENGLAND



4215 加拿大多伦多电视塔
THE CN TOWER, CANADA



4220 美国纽约熨斗大厦
FLATIRON BUILDING, NEW YORK, AMERICA



4222 阿联酋迪拜哈利法塔
THE BURJ KHALIFA TOWER BUILDING



5224 中国上海东方明珠广播电视塔
ORIENTAL PEARL TOWER SHANGHAI CHINA



5212 美国纽约帝国大厦
EMPIRE STATE BUILDING NEW YORK AMERICA



5213 马来西亚吉隆坡石油双塔
PETRONAS TOWERS KUALA LUMPUR MALAYSIA



5214 意大利比萨斜塔
LEANING TOWER OF PISA ITALY



5216 美国伦敦伊丽莎白塔
BIG BEN LONDON ENGLAND



5219 俄罗斯莫斯科克里姆林宫钟楼
SPASSKAYA TOWER MOSCOW RUSSIA



5220 阿联酋迪拜阿拉伯塔酒店
BURJ AL ARAB HOTEL DUBAI UAE



5217 法国巴黎埃菲尔铁塔
EIFFEL TOWER PARIS FRANCE



5221 中国台北101大楼
TAIPEI 101 TAIPEI CHINA



5228 美国芝加哥威利斯大厦
WILLIS TOWER CHICAGO AMERICA



5231 巴西里约热内卢基督像
CHRIST THE REDEEMER RIO DE JANEIRO BRAZIL



6223 中国武汉长江大桥
WUHAN YANGTZE RIVER BRIDGE



5210 法国巴黎圣母院大教堂
CATHEDRALE NOTRE DAME DE PARIS PARIS FRANCE



5211 印度阿格拉泰姬陵
TAJ MAHAL AGRA INDIA



5223 法国巴黎凯旋门
ARC DE TRIOMPHE PARIS FRANCE



5215 英国伦敦双子塔桥
TOWER BRIDGE LONDON ENGLAND



5222 中国北京天坛祈年殿
HALL OF PRAYER FOR GOOD HARVESTS BEIJING CHINA



6210 美国旧金山金门大桥
GOLDEN GATE BRIDGE SAN FRANCISCO AMERICA



6216 中国北京万里长城 (八达岭)
THE GREAT WALL BEIJING CHINA



5218 中国北京天安门
TIANANMEN TOWER BEIJING CHINA



6217 中国西藏布达拉宫
POTALA PALACE TIBET CHINA



6218 芬兰罗瓦涅米圣诞老人办公室
SANTA CLAUS OFFICE ROVANIEMI FINLAND



6225 墨西哥库库尔坎玛雅金字塔
EL CASTILLO KUKULKAN MEXICO



6226 德国巴伐利亚新天鹅堡
SCHLOSS NEUSCHWANSTEIN BAVARIA GERMANY



5229 土耳其伊斯兰布尔沙女塔
MARDIN TOWER-BURSA/TURKEY



5230 中国湖南长沙爱晚亭
AMANTING PAVILION-CHANGSHA



7210 中国上海世博会中国馆
CHINA PAVILION AT EXPO-SHANGHAI/CHINA



5232 美国宾夕法尼亚州流水别墅
FALLINGWATER-PENNSYLVANIA, AMERICA



5233 美国芝加哥范斯沃斯住宅
FANSWORTH HOUSE-CHICAGO, AMERICA



5234 美国华盛顿唐人街
CHINA TOWN-WASHINGTON, D.C., AMERICA



3210 美国纽约自由女神像
STATUE OF LIBERTY-NEW YORK, AMERICA



4223 中国北京清华园
TSINGHUA CAMP-BEIJING, CHINA



7211 中国湖南岳阳楼
YUEYANG TOWER-HUANGANG, CHINA



8210 澳大利亚特尼歌剧院
SYDNEY OPERA HOUSE-SEVENHILLS POINT, AUSTRALIA



7212 中国江西南昌滕王阁
PAVILION OF PRINCE TENG-JIANGNAN/CHINA



6227 中国河南郑州嵩山少林寺
SHAOLIN TEMPLE-HENAN/CHINA



7213 中国重庆洪崖洞
HONGYI ADOBC-CHONGQING, CHINA



5235 美国华盛顿国会大厦
UNITED STATES CAPITOL-WASHINGTON D.C., AMERICA



5236 中国安徽滁州醉翁亭
ZUIWENG PAVILION-ANHUI/CHINA



6228 中国陕西西安钟鼓楼
XIAN BELL TOWER-SHAANXI/CHINA



5238 美国西雅图太空针塔
SPACE NEEDLE-SEATTLE, AMERICA



5237 法国巴黎萨伏伊别墅
VILLA SAVOYE-PARIS, FRANCE



6229 中国山西运城鹳雀楼
STORK TOWER-SHANNXI/CHINA



6230 希腊爱琴海圣托里尼岛
SANTORINI-ISRA, GREECE



6231 中国上海海关大楼
SHANGHAI CUSTOMS HOUSE-SHANGHAI/CHINA



5239 中国北京紫禁城角楼
TOWER OF PALACE MUSEUM-BEIJING, CHINA



5240 韩国首尔崇礼门
YANGDAEIN-SEOUL, KOREA



5241 中国江苏南京夫子庙
CONFUCIUS TEMPLE-JIANGSU/CHINA



5242 美国纽约古根海姆博物馆
GUGENHEIM MUSEUM-NEW YORK, AMERICA



6232 中国江苏南京秦淮画舫
QINHEI RIVER PAINTED BOAT-FANJING, CHINA



6233 法国诺曼底圣米歇尔山
SAINT MICHAEL'S MOUNT-NORMANDY, FRANCE



6234 中国河南洛阳栾川老君山
THE LAOJUN MOUNTAIN-HENAN, CHINA



5243 耶路撒冷岩石圆顶
DOME OF THE ROCK-JERUSALEM



6235 中国江苏苏州寒山寺 (普明宝塔)
HANSHAN TEMPLE-JIANGSU, CHINA




4224 英国威尔特郡巨石阵
STONEHENGE-WILTSHIRE, ENGLAND



4225 中国内蒙古自治区蒙古包
MONGOLIAN YURT-INNER MONGOLIA, CHINA



8211 中国疆建土楼(尔格博)
CHENQI EARTH BUILDING-TIANJIN, CHINA



4226 沙特阿拉伯麦加大清真寺(克尔白)
KABAL GREAT MOSQUE OF MECCA, SAUDI ARABIA



5244 俄罗斯圣彼得堡冬宫
WINTER PALACE-ST. PETERSBURG, RUSSIA



7214 中国陕西西安鼓楼
XI'AN DRUM TOWER, SHAANXI, CHINA



5245 中国重庆李子坝站
LIZIBA STATION, CHONGQING, CHINA



4227 俄罗斯莫斯科国立大学
MOSCOW STATE UNIVERSITY, MOSCOW, RUSSIA



4228 沙特阿拉伯麦地那先知清真寺
PROPHET'S MOSQUE, MEDINA, SAUDI ARABIA



6236 中国浙江杭州雷峰塔
LEIFENG PAGODA-HANGZHOU, ZHEJIANG, CHINA



5246 美国芝加哥罗宾别墅
ROBIE HOUSE-CHICAGO, AMERICA



5247 中国陕西西安大雁塔
GIANT WILD GOOSE PAGODA-SHAANXI, CHINA



5249 英国伦敦特拉法加广场
TRAFALGAR SQUARE-LONDON, ENGLAND



5248 美国纽约洛克菲勒中心
ROCKEFELLER CENTER-NEW YORK, AMERICA

ROCKEFELLER CENTER

COUNTRY: America
CITY: New York

